

**TRIUMPH**

**REPLACEMENT  
PARTS  
CATALOGUE**

**FOR 1974**

**BONNEVILLE 750 T140V**

**TIGER 750 TR7RV**

**SERIES I**

# INTRODUCTION

The Triumph Engineering Co. Ltd. point out that the information in this catalogue was complete and correct at the time of printing. Distributors will be informed of any subsequent alterations.

## ENGINE AND FRAME NUMBERS

The engine number is located on the left side of the engine, immediately below the cylinder barrel to crankcase flange.

The frame number is located on the left side of the frame headlug, beneath the fork top lug and forward of the gasoline tank.

Both the engine and frame number should be quoted in full in any correspondence relating to the machine.




COPYRIGHT

All rights reserved. No part of this publication may be reproduced without permission.

# INDEX

|                             | <i>Page</i>    |                                | <i>Page</i>    |
|-----------------------------|----------------|--------------------------------|----------------|
| AIR CLEANER ... ..          | 63             | KICKSTARTER ... ..             | 37             |
| ALTERNATOR ... ..           | 9, 41          | MANIFOLD ... ..                | 17             |
| AUTO-ADVANCE UNIT ... ..    | 31             | MOTOR PLATES ... ..            | 47             |
| BATTERY CARRIER ... ..      | 79             | MOTOR TORQUE STAY ... ..       | 47             |
| BRAKE SWITCH ... ..         | 45             | MUFFLERS ... ..                | 49             |
| BREATHER PIPES ... ..       | 43             | OIL PUMP ... ..                | 15             |
| CAMSHAFT, INLET AND EXHAUST | 9              | OIL PIPES ... ..               | 43             |
| CARBURETOR ... ..           | 27, 29         | OIL PRESSURE RELEASE VALVE ... | 15             |
| CENTRE STAND ... ..         | 43             | PISTONS ... ..                 | 9              |
| CHAINS ... ..               | 41             | PROP STAND ... ..              |                |
| CHAINCASE ... ..            | 41             | PUSH RODS ... ..               | 19, 21, 23, 25 |
| CLUTCH ... ..               | 39             | REAR WHEEL ... ..              | 59             |
| CLUTCH LEVER ASSEMBLY ...   | 37             | RECTIFIER ... ..               | 77             |
| COIL ... ..                 | 77             | ROCKERS ... ..                 | 19, 21, 23, 25 |
| CONDENSERS ... ..           | 77             | SIDE PANEL ... ..              | 63             |
| CONNECTING RODS ... ..      | 9              | SPARK PLUG ... ..              | 77             |
| CONTACT BREAKER ... ..      | 31             | SPEEDOMETER ... ..             | 75             |
| CONTROL CABLES ... ..       | 71             | SPEEDOMETER GEARBOX ... ..     | 59             |
| CONTROL LEVERS ... ..       | 69             | SUSPENSION UNITS ... ..        | 45             |
| CRANKCASE ... ..            | 11, 13         | SWINGING FORK ... ..           | 45             |
| CRANKSHAFT ... ..           | 9              | SWITCHES ... ..                | 45, 69         |
| CYLINDERS ... ..            | 19, 21, 23, 25 | TABLE OF STANDARD HARDWARE     | 80, 81         |
| CYLINDER HEAD ... ..        | 19, 21, 23, 25 | TACHOMETER ... ..              | 75             |
| EXHAUST PIPES ... ..        | 49             | TACHOMETER GEARBOX ... ..      | 75             |
| FENDERS ... ..              | 65             | TAIL LAMP ... ..               | 67             |
| FLASHERS ... ..             | 79             | TAPPETS ... ..                 | 17             |
| FOOTRESTS ... ..            | 47             | TIMING GEARS ... ..            | 9              |
| FRAME ... ..                | 43             | TOOLKIT ... ..                 | 73             |
| FRONT BRAKE ... ..          | 57             | TWIN SEAT ... ..               | 61             |
| FRONT FORKS ... ..          | 51, 53         | VALVES ... ..                  | 19, 21, 23, 25 |
| FRONT WHEEL ... ..          | 55             | VALVE GUIDES ... ..            | 19, 21, 23, 25 |
| GAS TANK ... ..             | 61             | WIRING HARNESS ... ..          | 79             |
| GEARBOX ... ..              | 33, 35, 37     | ZENER DIODE ... ..             | 77             |
| HANDLEBAR ... ..            | 69             |                                |                |
| HEADLAMP ... ..             | 79             |                                |                |
| HORN ... ..                 | 77             |                                |                |



**BONNEVILLE 750 (T140V), TIGER 750 (TR7RV) TECHNICAL DATA**

|                   |                        | TR7RV                   | T140V                   |
|-------------------|------------------------|-------------------------|-------------------------|
| Compression ratio | ...                    | 8.25 : 1                | 8.25 : 1                |
| Spark plugs       | ...                    | Champion N3             | Champion N3             |
| Carburetor        | ...                    | Amal Concentric 930     | 2 Amal Concentric 930   |
|                   | Main jet               | 280                     | 210                     |
|                   | Needle jet             | -106                    | -106                    |
|                   | Throttle valve         | No. 3½                  | No. 3                   |
| Gearbox sprocket  | ...                    | 20 teeth                | 20 teeth                |
| Chains            | Front                  | ¾ Triplex x 84 links    | ¾ Triplex x 84 links    |
|                   | Rear                   | 5/8" x 3/8" x 107 links | 5/8" x 3/8" x 107 links |
| Capacities        | Gas Tank               | 3.6 U.S. galls.         | 3.6 U.S. galls.         |
|                   | Oil Tank               | 4.8 U.S. pints          | 4.8 U.S. pints          |
|                   | Gearbox                | 7/8 pint (500 c.c.)     | 7/8 pint (500 c.c.)     |
|                   | Primary Chaincase      | 1/2 pint (150 c.c.)     | 1/2 pint (150 c.c.)     |
|                   | Front Forks (each leg) | 1/3 pint (190 c.c.)     | 1/3 pint (190 c.c.)     |
| Tire size         | Front                  | 3.25 x 19               | 3.25 x 19               |
|                   | Rear                   | 4.00 x 18               | 4.00 x 18               |

# HOW TO USE THIS SPARE PARTS CATALOG

First consult the index on Page 3 for the parts or group of parts which you wish to locate. When you have located the parts make sure from the end columns that the part you have located does apply to your machine.

List the quantities required as single units; do not ask for "2 pairs" or "3 dozen".

In case of painted items always state the color required. Painted parts are available only in the colors or alternatives specified for that model of that particular year.

## PLEASE NOTE

THROUGHOUT THIS LIST, ASSEMBLIES ARE PRINTED IN CAPITALS AND THE COMPONENTS INCLUDED IN THAT ASSEMBLY ARE INDENTED IN THE DESCRIPTION COLUMN. REVERTING TO THE ORIGINAL ALIGNMENT WHEN THE ASSEMBLY IS COMPLETE. TO ORDER THE COMPLETE ASSEMBLY IT IS NECESSARY ONLY TO QUOTE THE ASSEMBLY NUMBER. ANY COMPONENT PARTS LISTED MAY ALSO BE OBTAINED SEPARATELY IF REQUIRED.

## SPECIAL WORKSHOP TOOLS

A COMPLETE LIST OF WORKSHOP TOOLS CAN BE MADE AVAILABLE BY EITHER CONTACTING YOUR DEALER OR APPLYING DIRECT TO THE TRIUMPH SERVICE DEPARTMENT. IN MOST CASES THESE TOOLS ARE VERY COSTLY AS THEY ARE MADE ENTIRELY FOR WORKSHOP USE, AND THEREFORE, IT IS NOT RECOMMENDED THAT THE PRIVATE OWNER PURCHASES THE TOOLS IN ORDER TO AID SERVICING THE MACHINE ONCE OR TWICE ONLY. IN THESE CIRCUMSTANCES IT IS FAR MORE ECONOMICAL TO GET IN TOUCH WITH A RECOGNISED DEALER.

## UNIFIED THREAD FORM

NEW PARTS HAVING THREADED FIXINGS INTRODUCED IN THIS CATALOG HAVE THE UNIFIED FORM OF SCREW THREADS. THIS CHANGEOVER WILL BE CONTINUED AS AND WHEN NEW PARTS ARE INTRODUCED. EVEN WHERE PARTS ARE SIMILAR IN APPEARANCE NEW PART NUMBERS WILL BE ALLOCATED TO IDENTIFY THE UNIFIED THREADS. ALL NUTS, BOLTS AND STUDS HAVING THIS THREAD ARE IDENTIFIED BY MARKINGS. BOLTS HAVE A CIRCULAR RECESS IN THEIR HEADS, STUDS A CIRCULAR GROOVE ON THE END, AND NUTS HAVE INTERLOCKING CIRCLES ON THE SIDE.

## COLOR

### BONNEVILLE 750

Fenders - Chrome.  
Gas tank - Cherokee Red/Ice White  
Side covers - Black.

### TIGER 750:

Fenders - Chrome  
Gas tank - Sea Jade/Ice White  
Side covers - Black.

## TRIUMPH SPARES

**HOW TO ORDER.** Every part is indicated by a number, and this should be quoted together with the description. In order to assist customers, dimensions have been given in many cases where parts are similar. Parts where possible have been listed in order of assembly and a number of the illustrations show the assembly order also. With these aids, there should be no difficulty in identifying the parts you require.

ALWAYS HEAD YOUR ORDER WITH THE ENGINE NUMBER, STAMPED ON THE LEFT SIDE OF THE ENGINE JUST BELOW THE CYLINDER, TOGETHER WITH THE PREFIX LETTERS.

**WHERE TO OBTAIN.** Triumph Spare Parts can only be obtained from an authorised Triumph Dealer, and we recommend our customers to place their orders with the Triumph Dealer in their district. When parts not usually asked for are required, and for which the Dealer may have to write or obtain specially, the postage or carriage incurred becomes payable.

TRIUMPH SPARES ARE NOT SUPPLIED TO PRIVATE OWNERS DIRECT FROM THE FACTORY. A LIST OF AUTHORISED DEALERS WHO STOCK TRIUMPH SPARES IS AVAILABLE ON REQUEST. IF DIFFICULTY IS EXPERIENCED IN OBTAINING THE REQUIRED PARTS, THE MATTER SHOULD BE TAKEN UP DIRECTLY WITH THE TRIUMPH SPARES DEPARTMENT.

Customers are warned against the risk incurred by purchasing parts that are not of genuine Triumph manufacture. This risk is eliminated if parts are ordered as instructed from recognised Dealers.

**PATTERNS AND PARTS FOR REPAIR.** It is not necessary to send patterns if the part number is quoted. The sending of patterns often delays the order as parcel post or rail takes longer than letter post.

Parts sent to Coventry for repair, replacement, or as patterns should bear the sender's Name and Address and clear instructions should accompany the parts. In your own interest send a copy of the advice note under separate cover. All parts must be forwarded carriage paid and care should be taken to ensure that all remittances are sent separately and not enclosed with the parts. Fragile units such as cylinders, etc., should always be boxed to avoid damage in transit. Complete machines should have all fitments such as windscreens, driving mirrors, tools, etc., removed by the sender before despatch, as it is impossible for us to accept responsibility in the event of loss in transit. We are always pleased to give estimates for overhauling and repairs, but should an estimate not be accepted, a charge will be made covering cost of dismantling and re-assembling, if carried out. Work cannot be accepted at the factory direct from private owners.

Communications relating to Parts should be addressed to the SPARES DEPARTMENT and for repairs, guarantee claims and technical advice to the SERVICE DEPARTMENT, Triumph Engineering Co. Ltd., Meriden Works, Allesley, Coventry. In order to facilitate quick reference, the quoting of any number, invoice number or reference from previous communications is essential. Accessories not of our manufacture should be sent direct to the actual makers, whose Names and Addresses appear below.

## PROPRIETARY GROUP

Ancillary equipment which is fitted to our motor cycles is of the highest quality and is guaranteed by the manufacturers and not by ourselves. Any repairs or claims should be directed to the actual makers or their local agents who will always give owners every possible assistance. The following are the addresses of the various manufacturers:—

### CARBURETORS

Messrs. Amal Ltd.,  
Holdford Road,  
Witton,  
Birmingham, 6.

### CHAINS.

Renold Chains Ltd.,  
Wythenshawe,  
Manchester.

### ELECTRICAL EQUIPMENT.

Messrs. J. Lucas Ltd.,  
Gt. Hampton Street,  
Birmingham, 18.

### TIRES.

Dunlop Rubber Co. Ltd.,  
Fort Dunlop,  
Birmingham, 24.

The Avon Rubber Co. Ltd.,  
Melksham,  
Wilts.

### SPARK PLUGS.

Champion Sparking Plug Co. Ltd.,  
Feltham,  
Middlesex.

### INSTRUMENTS.

Messrs. Smiths Industries Ltd.,  
Cricklewood Works,  
London, N.W.2.

### SUSPENSION UNITS.

Messrs. Girling Ltd.,  
Birmingham Road,  
West Bromwich,  
Staffordshire.

## OVERSIZE PISTONS AND RINGS

|                  |         |         |
|------------------|---------|---------|
| Piston assembly  | + 0.010 | 71-3686 |
| Compression ring | + 0.010 | 71-3691 |
| Scraper ring     | + 0.010 | 71-3696 |
| Piston assembly  | + 0.020 | 71-3687 |
| Compression ring | + 0.020 | 71-3692 |
| Scraper ring     | + 0.020 | 71-3697 |
| Piston assembly  | + 0.040 | 71-3689 |
| Compression ring | + 0.040 | 71-3694 |
| Scraper ring     | + 0.040 | 71-3699 |

## PISTON RING SETS

|               |         |         |
|---------------|---------|---------|
| Ring set—75mm | Std.    | 99-3788 |
| Ring set—76mm | Std.    | 99-3789 |
| Ring set—76mm | + 0.010 | 99-3790 |
| Ring set—76mm | + 0.020 | 99-3791 |
| Ring set—76mm | + 0.040 | 99-3792 |

## VALVE GUIDE SETS

|                 |         |         |
|-----------------|---------|---------|
| Valve guide set | Std.    | 99-3793 |
| Valve guide set | + 0.002 | 99-3794 |
| Valve guide set | + 0.004 | 99-3795 |
| Valve guide set | + 0.006 | 99-3796 |

## GASKET SETS

|          |  |         |
|----------|--|---------|
| Decoke   |  | 99-3022 |
| Overhaul |  | 99-3023 |

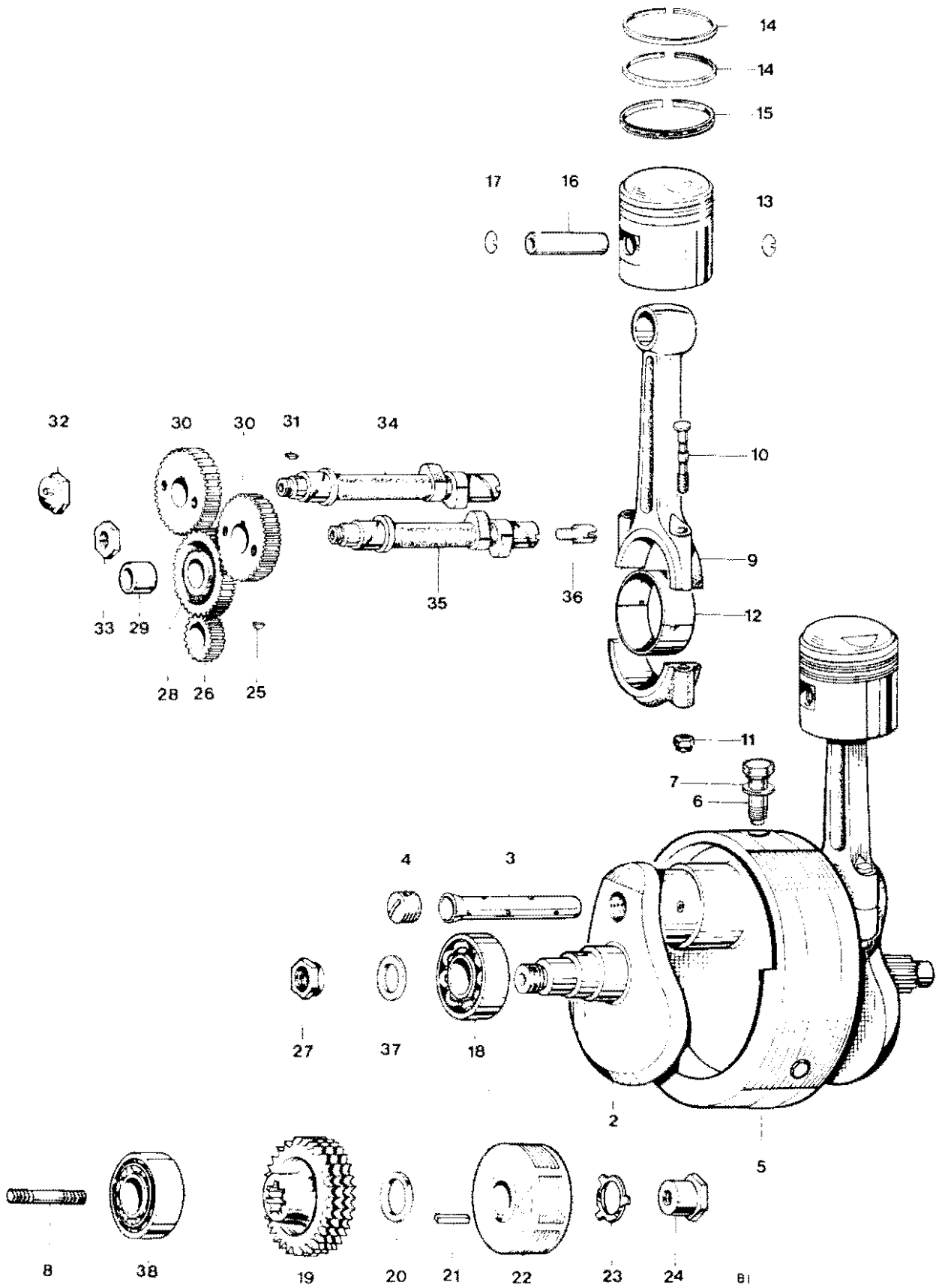


Fig. 1. CRANKSHAFT AND CONNECTING RODS



**CRANKSHAFT AND CONNECTING RODS**

|            |           |   |                   |                       |
|------------|-----------|---|-------------------|-----------------------|
| 1          | 71-3674   | CRANKSHAFT AND FLYWHEEL ASSEMBLY                                | 1                 |                       |
| 2          | 71-3298   | CRANKSHAFT C/W OIL TUBE   | 1                 |                       |
| 3          | 70-3903   | Oil tube  | 1                 |                       |
| 4          | 71-2800   | Screwed plug  | 1                 |                       |
| 5          | 71-2425   | Flywheel  | 1                 |                       |
| 6          | * 71-3552 | Flywheel bolt   | 3                 |                       |
| 7          | 71-1003   | Washer  | 3                 |                       |
| 8          | 21-2183   | Crankshaft stud (1 3/8 in. O.A.)                                | 1                 |                       |
| 9          | 71-3006   | CONNECTING ROD  | 2                 |                       |
| 10         | 70-9914   | Connecting rod bolt   | 4                 |                       |
| 11         | 60-3761   | Self locking nut  | 4                 |                       |
| 12         | 70-3586   | Big end bearing (Available in — 010in. and — 020in. undersizes) | 4                 |                       |
| 13         | 71-3476   | PISTON COMPLETE   | 2                 |                       |
| 14         | 71-3690   | Taper compression ring  | 4                 |                       |
| 15         | 71-3695   | Oil control ring  | 2                 |                       |
| 16         | 71-3354   | Gudgeon pin   | 2                 |                       |
| 17         | 71-3700   | Circlip   | 4                 |                       |
| 18         | 60-4167   | Main bearing, right   | 1                 |                       |
| 19         | 71-3542   | Motor sprocket, 29 teeth Triplex                                | 1                 |                       |
| 20         | 71-3544   | Distance piece  | 1                 |                       |
| 21         | 71-0082   | Rotor key   | 1                 |                       |
| 22         | 54213901  | Rotor (99-0739)   | 1                 |                       |
| 23         | 70-3975   | Tab washer  | 1                 |                       |
| 24         | 21-2182   | Nut   | 1                 |                       |
| 25         | 70-1580   | Key   | 1                 |                       |
| 26         | 70-4564   | Timing pinion   | 1                 |                       |
| 27         | 71-2877   | Nut   | 1                 |                       |
| 28         | 70-6159   | INTERMEDIATE WHEEL  | 1                 |                       |
| 29         | 70-0400   | Intermediate wheel bush   | 1                 |                       |
| 30         | 71-3666   | Camshaft pinion   | 2                 |                       |
| 31         | 70-1558   | Camshaft key  | 2                 |                       |
| 32         | 71-1007   | Inlet camshaft nut  | 1                 |                       |
| 33         | 70-6523   | Exhaust camshaft nut  | 1                 |                       |
| 34         | 71-3011   | Inlet camshaft  | 1                 |                       |
| 35         | 71-3010   | EXHAUST CAMSHAFT  | 1                 |                       |
| 36         | 70-9988   | Tachometer drive plug   | 1                 |                       |
| 37         | 70-3300   | Clamping washer   | 1                 |                       |
| 38         | 70-2879   | Main bearing left   | 1                 |                       |
| Not illus. | 71-2663   | Spacer  | 1                 |                       |
| Not illus. | 70-8038   | Shim (0.010in.)   | } Engine sprocket | As required (up to 4) |
| Not illus. | 71-2660   | Shim (0.030in.)   |                   | As required (up to 4) |

\*Use 60-0524 Loctite Sealant

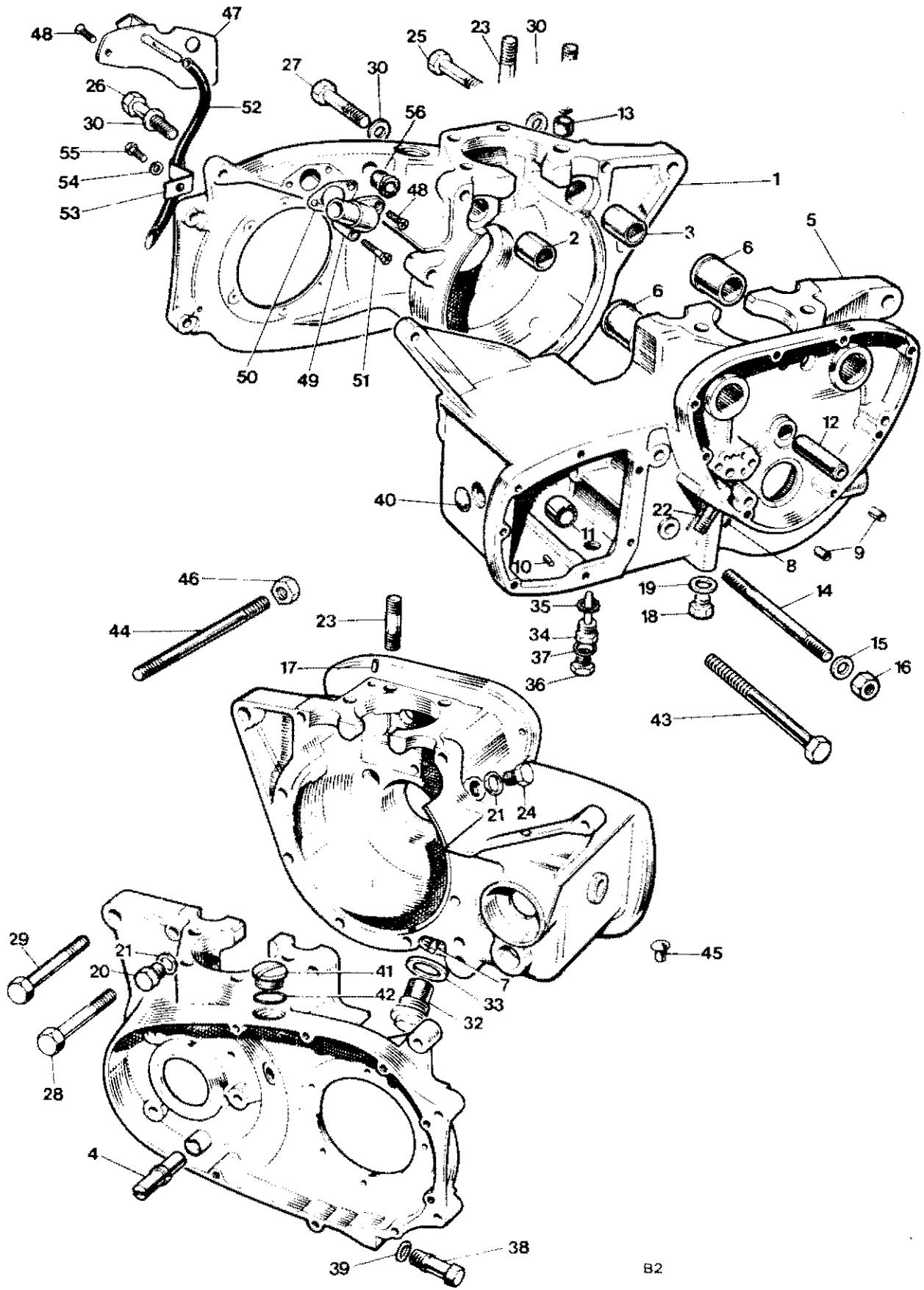


Fig. 2 CRANKCASE

| Ref. No.         | Part No. | DESCRIPTION                         | QUANTITY | REMARKS        |
|------------------|----------|-------------------------------------|----------|----------------|
| <b>CRANKCASE</b> |          |                                     |          |                |
| 1                | 71-3677  | CRANKCASE DRIVE SIDE                | 1        |                |
| 2                | 71-0287  | Camshaft bush                       | 1        |                |
| 3                | 71-0287  | Camshaft bush                       | 1        |                |
| 4                | 70-5088  | Chain tensioner abutment            | 1        |                |
| 5                | 71-3678  | CRANKCASE TIMING SIDE               | 1        |                |
| 6                | 71-0286  | Camshaft bush                       | 2        |                |
| 7                | 70-4538  | Scavenge pipe                       |          | Reference only |
| 8                | 70-6386  | Locating peg (at oil pipes)         |          | Reference only |
| 9                | 57-0989  | Hollow dowel                        | 2        |                |
| 10               | 57-0912  | Locating peg (L S at thrust washer) | 1        |                |
| 11               | 57-1606  | Needle roller bearing, layshaft     | 1        |                |
| 12               | 70-0375  | Intermediate wheel spindle          | 1        |                |
| 13               | 70-8751  | Hollow dowel                        | 1        |                |
| 14               | 14-1445  | Stud                                | 1        |                |
| 15               | 60-4246  | Plain washer                        | 2        |                |
| 16               | 14-0303  | Nut                                 | 1        |                |
| 17               | 70-1532  | Hollow dowel, tappet oil feed       | 2        |                |
| 18               | 70-9330  | Oilway plug                         | 1        |                |
| 19               | 82-1880  | Copper washer                       | 1        |                |
| 20               | 21-1871  | Tachometer drive plug (L.H. thread) | 1        |                |
| 21               | 70-8896  | Fibre washer                        | 2        |                |
| 22               | 21-1863  | Oil pipe stud                       | 1        |                |
| 23               | 21-1865  | Cylinder stud                       | 4        |                |
| 23               | 71-3013  | Cylinder stud                       | 4        |                |
| 24               | 21-1872  | Plug, timing hole                   | 1        |                |
| 25               | 21-1870  | Bolt                                | 1        |                |
| 26               | 14-6220  | Bolt                                | 1        |                |
| 27               | 14-6223  | Bolt                                | 1        |                |
| 28               | 14-0230  | Bolt                                | 1        |                |
| 29               | 21-1823  | Bolt                                | 2        |                |
| 30               | 60-2330  | Plain washer                        | 10       |                |
| 31               | 14-1302  | Nut                                 | 5        |                |
| 32               | 70-9336  | Crankcase filter                    | 1        |                |
| 33               | 70-8782  | Joint washer                        | 1        |                |
| 34               | 57-2167  | Drain plug (with level tube)        | 1        |                |
| 35               | 57-1257  | Fibre washer                        | 1        |                |
| 36               | 21-0543  | Level plug                          | 1        |                |
| 37               | 70-2441  | Copper washer                       | 1        |                |
| 38               | 57-2259  | Drain and adjuster plug             | 1        |                |
| 39               | 70-6299  | "O" ring                            | 1        |                |
| 40               | 57-1920  | Blanking plug                       |          | Reference only |
| 41               | 57-2166  | Filler plug                         | 2        |                |
| 42               | 70-8782  | "O" ring                            | 2        |                |
| 43               | 14-6242  | Bolt                                | 1        |                |
| 44               | 21-0669  | Stud                                | 1        |                |
| 45               | 70-7573  | Rubber plug                         | 1        |                |
| 46               | 14-0402  | Nut, exhaust ties                   | 2        |                |
| 47               | 71-1072  | Breather cover plate assembly       | 1        |                |
| 48               | 71-1075  | Screw                               | 1        |                |

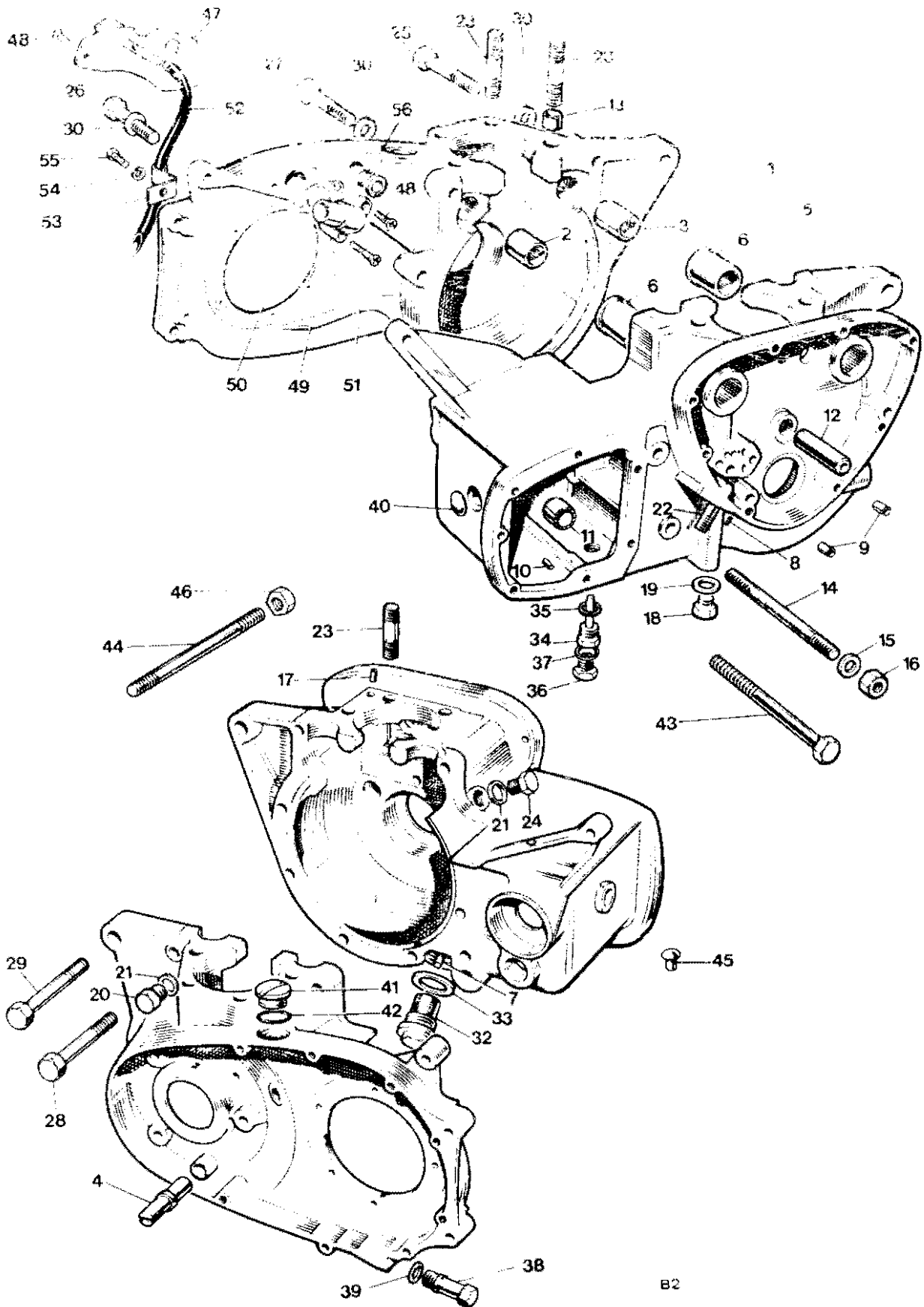


Fig. 2 CRANKCASE

| Ref. No. | Part No. | DESCRIPTION | QUANTITY | REMARKS |
|----------|----------|-------------|----------|---------|
|----------|----------|-------------|----------|---------|

**CRANKCASE (continued)**

|    |         |   |   |  |
|----|---------|---|---|--|
| 49 | 71-4044 | Outlet stub ... ..                        | 1 |  |
| 50 | 71-1460 | Joint washer ... ..                       | 1 |  |
| 51 | 71-1077 | Screw ... ..                              | 2 |  |
| 52 | 71-3174 | Tube, primary chain oiler ... ..          | 1 |  |
| 53 | 71-3175 | Clip ... ..                               | 1 |  |
| 54 | 60-4250 | Spring washer ... ..                      | 1 |  |
| 55 | 14-0101 | Bolt ( $\frac{7}{8}$ in. U.H.) ... ..     | 1 |  |
| 56 | 71-1345 | Grommet, alternator leads—external ... .. | 1 |  |

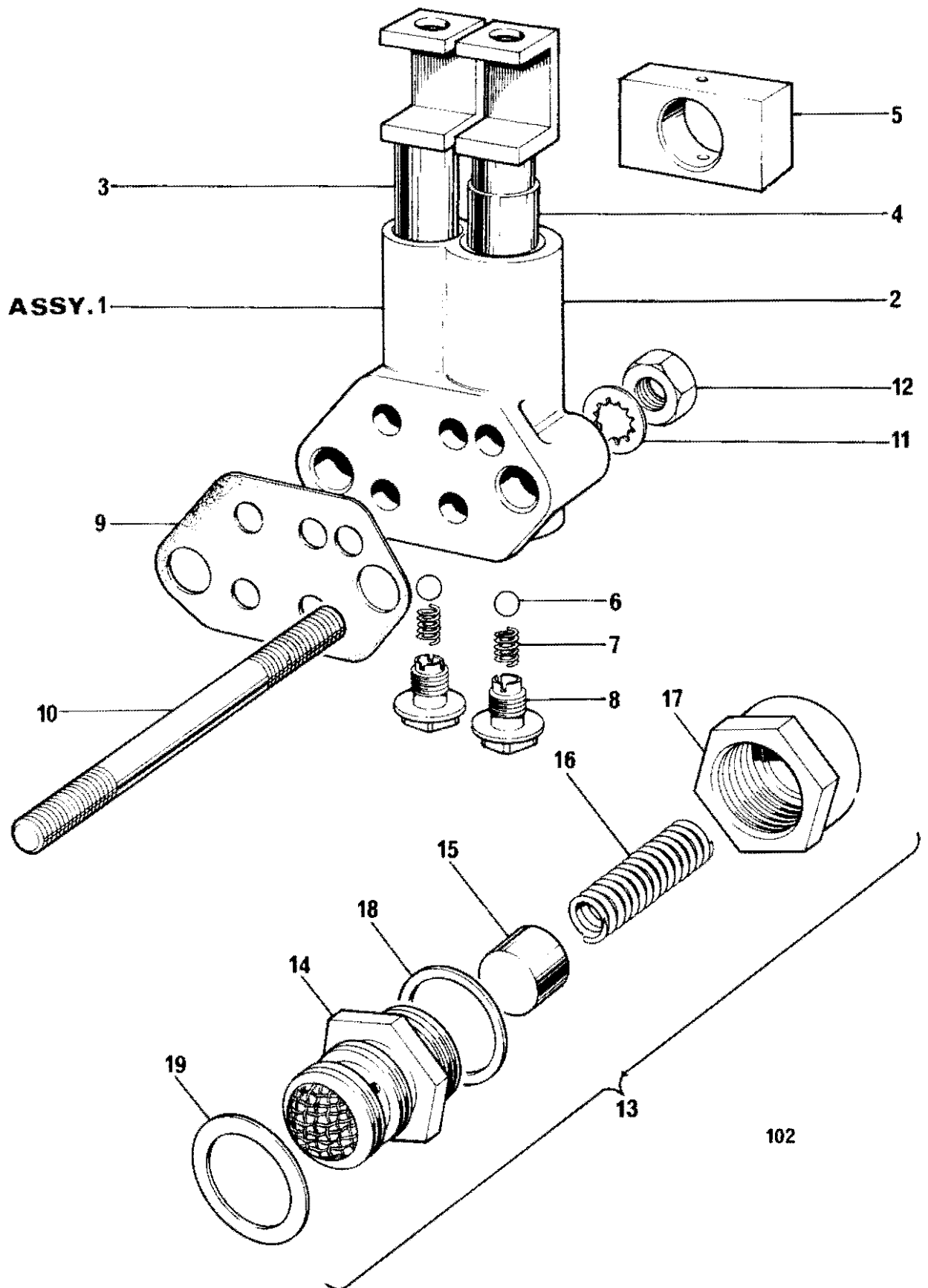


Fig. 3. OIL PUMP AND RELEASE VALVE

**OIL PUMP AND RELEASE VALVE**

|    |                |                                       |   |                |
|----|----------------|---------------------------------------|---|----------------|
| 1  | 70-9421        | OIL PUMP                              | 1 |                |
| 2  | Reference only | Pump body...                          | 1 |                |
| 3  | 70-9269        | Feed plunger                          | 1 |                |
| 4  | 70-6681        | Scavenger plunger                     | 1 |                |
| 5  | 70-0495        | Drive block                           | 1 |                |
| 6  | 60-2363        | Valve ball ( $\frac{7}{32}$ in. dia.) | 2 |                |
| 7  | 70-0403        | Valve spring                          | 2 |                |
| 8  | 70-2360        | Screwed plug                          | 2 |                |
| 9  | 71-3910        | Joint washer                          | 1 |                |
| 10 | 21-1864        | Oil pump stud                         | 2 |                |
| 11 | 70-3887        | Serrated washer                       | 2 |                |
| 12 | 21-1906        | Nut                                   | 2 |                |
| 13 | 71-3447        | OIL PRESSURE RELEASE VALVE            | 1 |                |
| 14 | 70-7590        | Body                                  | 1 | Reference only |
| 15 | 70-8752        | Piston                                | 1 |                |
| 16 | 70-7591        | Spring                                | 1 |                |
| 17 | 70-6596        | Cap                                   | 1 |                |
| 18 | 70-8754        | Joint washer (cap to body)            | 1 |                |
| 19 | 70-1670        | Joint washer                          | 1 |                |

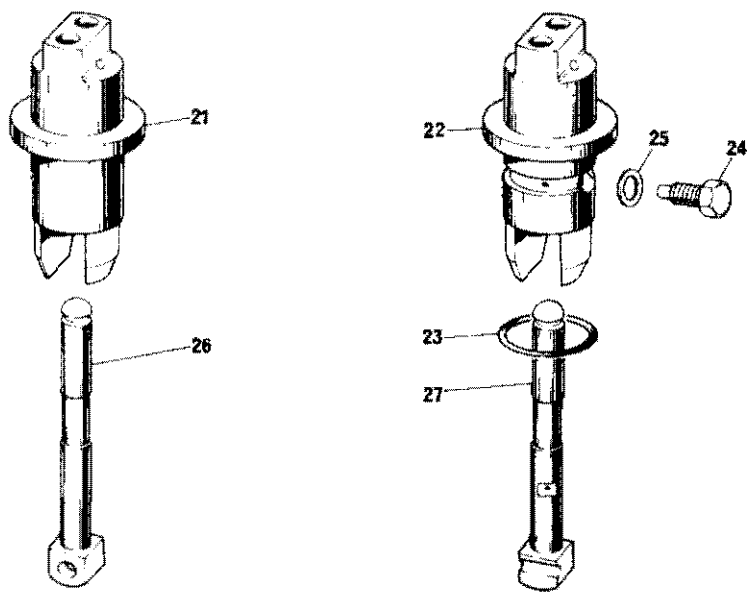
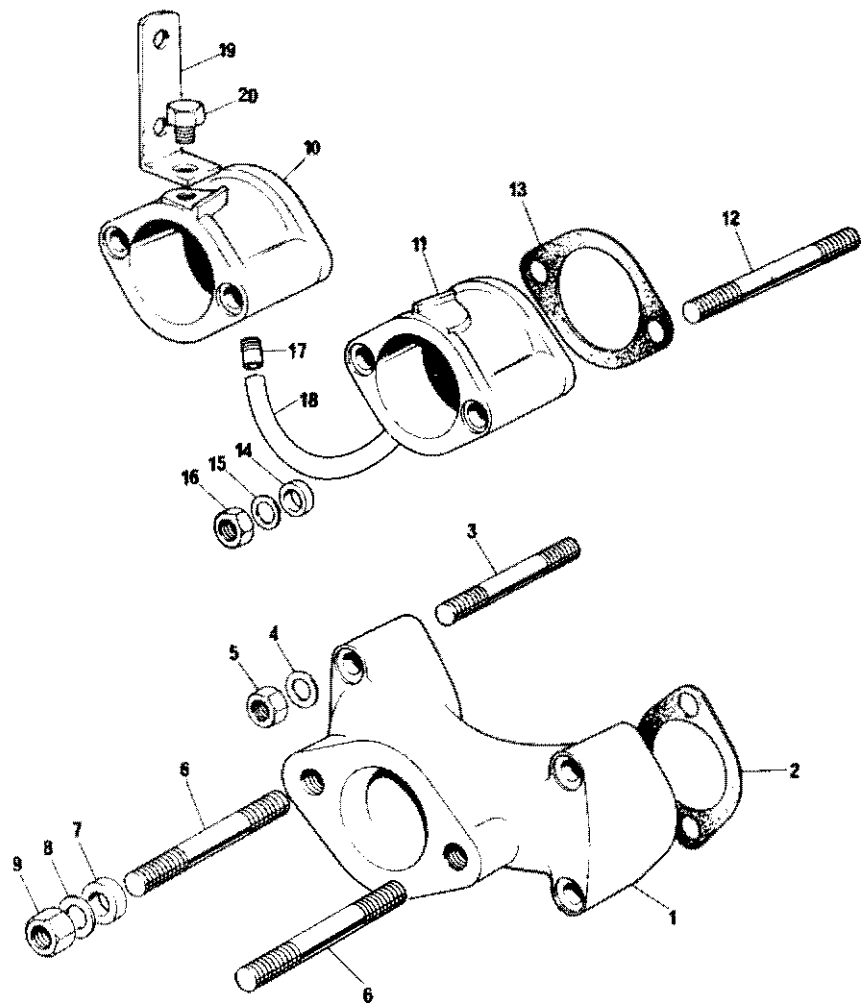


Fig. 4. MANIFOLD AND TAPPETS



**MANIFOLD AND TAPPETS**

| Ref. No. | Part No. | DESCRIPTION                       | QUANTITY | REMARKS |
|----------|----------|-----------------------------------|----------|---------|
| 1        | 71-3556  | Inlet manifold ... ..             | 1        | TR7RV   |
| 2        | 70-5660  | Joint washer ... ..               | 2        |         |
| 3        | 21-1876  | Stud } Manifold to head ... ..    | 4        |         |
| 4        | 60-4248  | Washer } ... ..                   | 4        |         |
| 5        | 21-1877  | Nut } ... ..                      | 4        |         |
| 6        | 21-1996  | Stud ... ..                       | 2        |         |
| 7        | 70-9554  | Insulating ring ... ..            | 2        |         |
| 8        | 70-9555  | Cup ... ..                        | 2        |         |
| 9        | 14-1301  | Nut ... ..                        | 2        |         |
| 10       | 71-3339  | Inlet manifold—L.H. ... ..        | 1        |         |
| 11       | 71-3338  | Inlet manifold—R.H. ... ..        | 1        |         |
| 12       | 71-2813  | Stud ... ..                       | 4        |         |
| 13       | 71-3573  | Joint washer ... ..               | 2        |         |
| 14       | 70-9554  | Insulating ring ... ..            | 4        |         |
| 15       | 70-9555  | Cup ... ..                        | 4        |         |
| 16       | 14-1301  | Nut ... ..                        | 4        |         |
| 17       | 71-3313  | Connector ... ..                  | 2        |         |
| 18       | 71-3577  | Connector pipe ... ..             | 1        |         |
| 19       | 83-4898  | Bracket—Air control lever ... ..  | 1        |         |
| 20       | 21-1903  | Screw ... ..                      | 1        |         |
| 21       | 70-9352  | Inlet tappet guide block ... ..   | 1        |         |
| 22       | 70-9353  | Exhaust tappet guide block ... .. | 1        |         |
| 23       | 70-7563  | 'O' ring ... ..                   | 2        |         |
| 24       | 97-0200  | Set bolt ... ..                   | 2        |         |
| 25       | 70-2441  | Washer ... ..                     | 2        |         |
| 26       | 70-3059  | Inlet tappet ... ..               | 2        |         |
| 27       | 70-8801  | Exhaust tappet ... ..             | 2        |         |

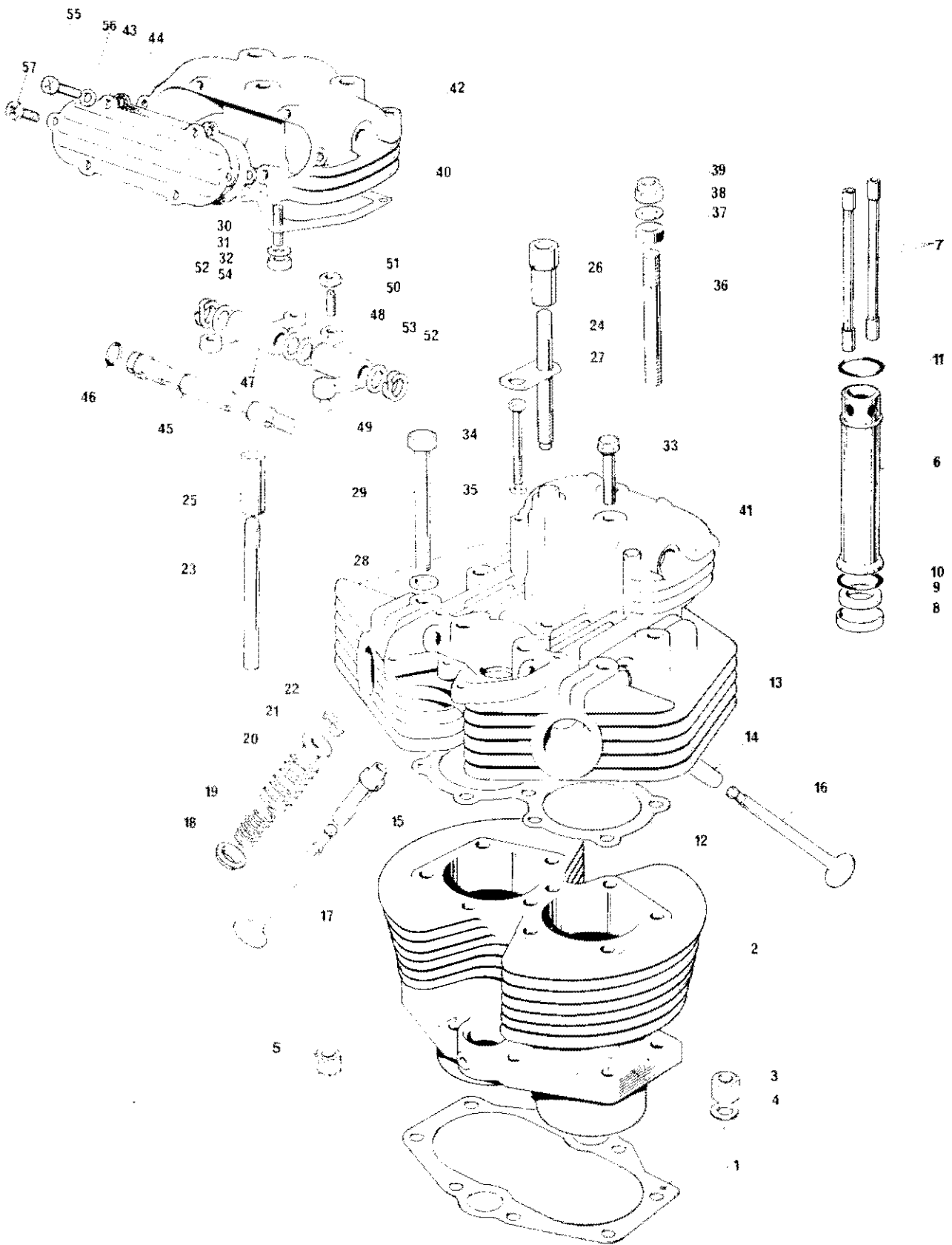


Fig. 5. CYLINDER BLOCK AND HEAD, TR7RV

**CYLINDER BLOCK AND HEAD TR7RV**

| Ref. No. | Part No. | DESCRIPTION                                     | QUANTITY | REMARKS       |
|----------|----------|---|----------|---------------|
| 1        | 70-6309  | Cylinder base washer ... ..                     | 1        |               |
| 2        | 71-4005  | Cylinder block ... ..                           | 1        |               |
| 3        | 21-2177  | Cylinder base nut ... ..                        | 4        |               |
| 4        | 70-3446  | Washer ... ..                                   | 4        |               |
| 5        | 21-0692  | Cylinder base nut (12 point) ... ..             | 4        |               |
| 6        | 71-3329  | Push rod cover tube ... ..                      | 2        |               |
| 7        | 71-3330  | Push rod ... ..                                 | 4        |               |
| 8        | 71-1707  | Sleeve ... ..                                   | 2        | } Cover tubes |
| 9        | 70-4752  | Sealing ring ... ..                             | 2        |               |
| 10       | 70-7310  | 'O' ring—bottom ... ..                          | 2        |               |
| 11       | 71-1283  | 'O' ring—top ... ..                             | 2        |               |
| 12       | 71-3681  | Cylinder head gasket ... ..                     | 1        |               |
| 13       | 71-3558  | CYLINDER HEAD ... ..                            | 1        |               |
| 14       | 71-3294  | Inlet valve guide ... ..                        | 2        |               |
| 15       | 71-3295  | Exhaust valve guide ... ..                      | 2        |               |
| 16       | 70-4603  | Inlet valve ... ..                              | 2        |               |
| 17       | 70-2904  | Exhaust valve ... ..                            | 2        |               |
| 18       | 71-3296  | Bottom cup ... ..                               | 4        |               |
| 19       | 70-4221  | Inner valve spring ... ..                       | 4        |               |
| 20       | 70-7400  | Outer valve spring ... ..                       | 4        |               |
| 21       | 70-1543  | Top collar ... ..                               | 4        |               |
| 22       | 99-0062  | Split cotter ... ..                             | 8        |               |
| 23       | 21-2201  | Stud—cylinder head ( $\frac{3}{8}$ in.) ... ..  | 4        |               |
| 24       | 21-2200  | Stud—cylinder head ( $\frac{5}{16}$ in.) ... .. | 2        |               |
| 25       | 21-2204  | Socket nut ( $\frac{3}{8}$ in.) ... ..          | 4        |               |
| 26       | 21-2205  | Socket nut ( $\frac{5}{16}$ in.) ... ..         | 2        |               |
| 27       | 71-3553  | Bridge plate ... ..                             | 1        |               |
| 28       | 82-2184  | Washer ... ..                                   | 8        |               |
| 29       | 14-0241  | Bolt—cylinder head ... ..                       | 4        |               |
| 30       | 14-1401  | Stud—rocker box ... ..                          | 6        |               |
| 31       | 70-3302  | Washer ... ..                                   | 6        |               |
| 32       | 14-0301  | Nut ... ..                                      | 6        |               |
| 33       | 21-2206  | Bolt—rocker box ... ..                          | 4        |               |
| 34       | 21-1875  | Bolt—rocker box ... ..                          | 4        |               |
| 35       | 60-4248  | Washer ... ..                                   | 4        |               |
| 36       | 21-2197  | Stud ... ..                                     | 2        | } Torque stay |
| 37       | 37-2338  | Distance piece ... ..                           | 2        |               |
| 38       | 60-2331  | Washer ... ..                                   | 2        |               |
| 39       | 14-1303  | Nut ... ..                                      | 2        |               |
| 40       | 71-2599  | Rocker box gasket ... ..                        | 2        |               |
| 41       | 71-3668  | Inlet rocker box ... ..                         | 1        |               |
| 42       | 71-3669  | Exhaust rocker box ... ..                       | 1        |               |
| 43       | 71-3671  | Tappet inspection cover ... ..                  | 2        |               |
| 44       | 71-3673  | Gasket ... ..                                   | 2        |               |
| 45       | 71-3549  | Rocker spindle ... ..                           | 2        |               |
| 46       | 60-3548  | Sealing ring ... ..                             | 2        |               |

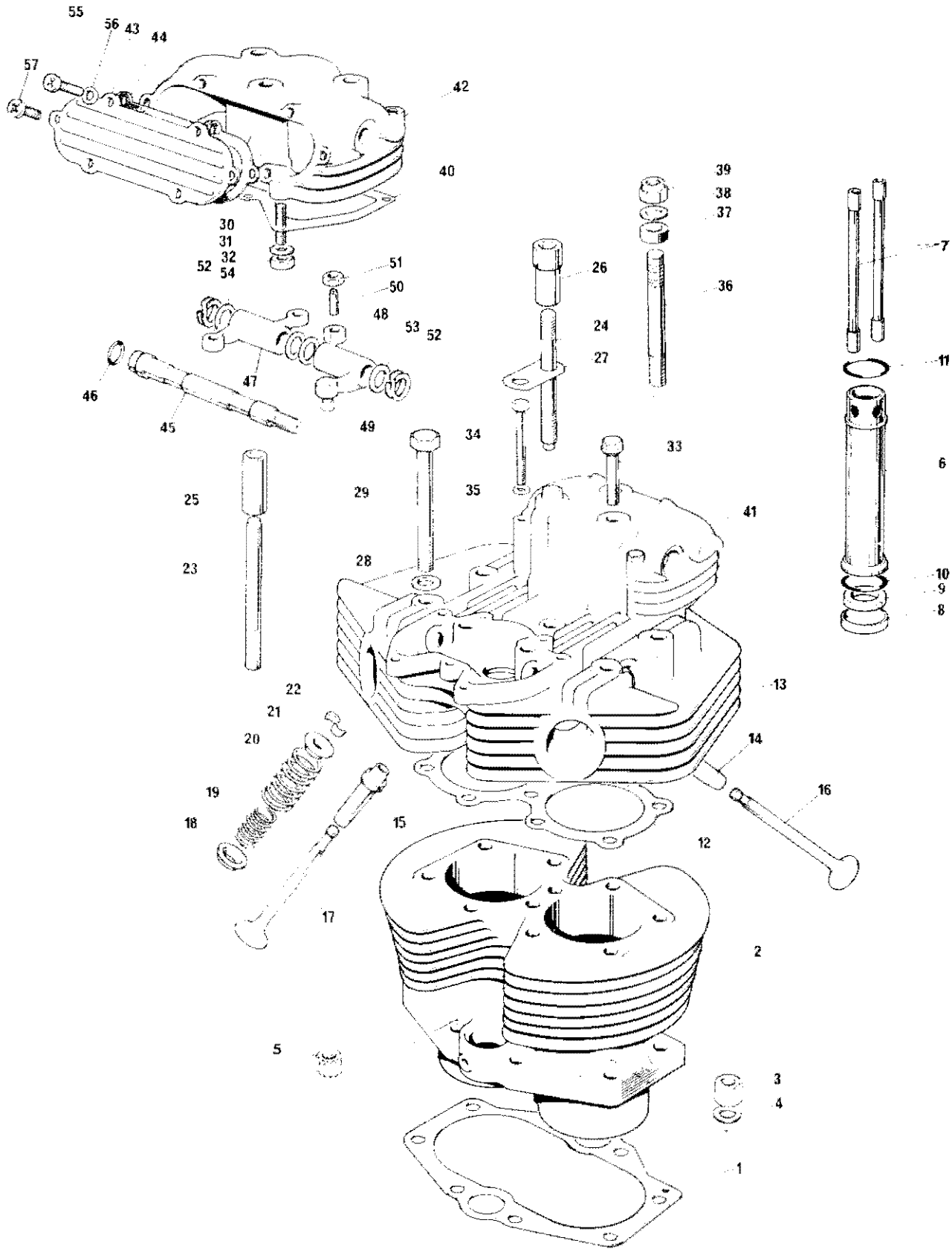


Fig. 6. CYLINDER BLOCK AND HEAD, TR7RV

| Ref. No. | Part No. | DESCRIPTION | QUANTITY | REMARKS |
|----------|----------|-------------|----------|---------|
|----------|----------|-------------|----------|---------|

**CYLINDER BLOCK AND HEAD, TR7RV (continued)**

|    |         |   |    |  |
|----|---------|---|----|--|
| 47 | 70-1457 | Rocker (right exhaust, left inlet) ... .. | 2  |  |
| 48 | 70-1458 | Rocker (left exhaust, right inlet) ... .. | 2  |  |
| 49 | 71-0070 | Ball pin ... ..                           | 4  |  |
| 50 | 70-1513 | Adjusting pin ... ..                      | 4  |  |
| 51 | 70-0470 | Lock nut ... ..                           | 4  |  |
| 52 | 70-1574 | Spring washer ... ..                      | 4  |  |
| 53 | 70-1575 | Thrust washer ( $\frac{1}{2}$ in.) ... .. | 6  |  |
| 54 | 70-1330 | Thrust washer ( $\frac{3}{8}$ in.) ... .. | 2  |  |
| 55 | 14-6103 | Set screw ... ..                          | 4  |  |
| 56 | 60-3963 | Washer ... ..                             | 12 |  |
| 57 | 14-6606 | Set screw ... ..                          | 8  |  |

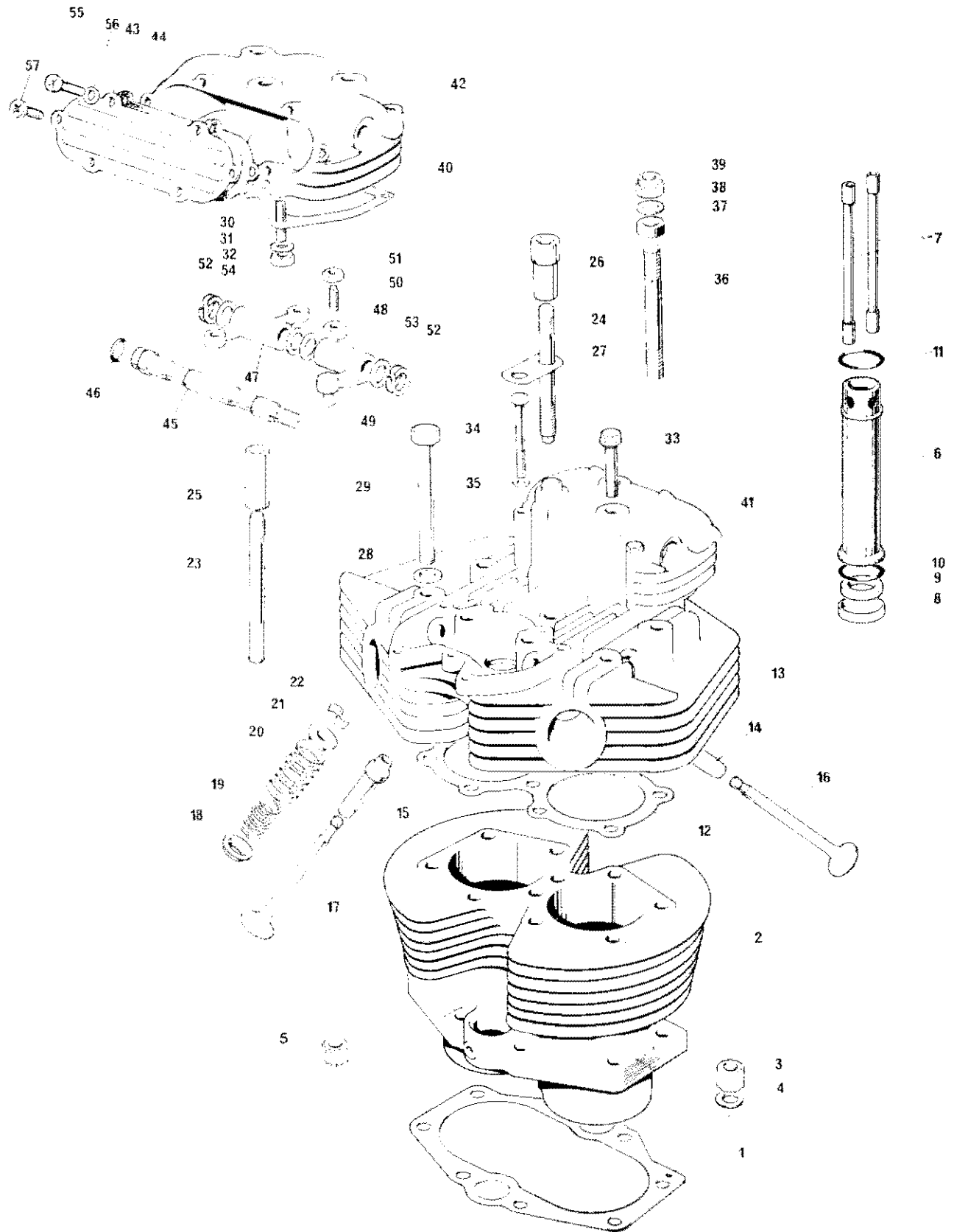


Fig. 7. CYLINDER BLOCK AND HEAD, TI40V

**CYLINDER BLOCK AND HEAD, T140V**

|    |         |  |   |               |
|----|---------|--|---|---------------|
| 1  | 70-6309 | Cylinder base washer                     | 1 |               |
| 2  | 71-4005 | Cylinder block                           | 1 |               |
| 3  | 21-2177 | Cylinder base nut                        | 4 |               |
| 4  | 70-3446 | Washer                                   | 4 |               |
| 5  | 21-0692 | Cylinder base nut (12 point)             | 4 |               |
| 6  | 71-3329 | Push rod cover tube                      | 2 |               |
| 7  | 71-3330 | Push rod                                 | 4 |               |
| 8  | 71-1707 | Sleeve                                   | 2 | } Cover tubes |
| 9  | 70-4752 | Sealing ring                             | 2 |               |
| 10 | 70-7310 | 'O' ring—bottom                          | 2 |               |
| 11 | 71-1283 | 'O' ring—top                             | 2 |               |
| 12 | 71-3681 | Cylinder head gasket                     | 1 |               |
| 13 | 71-3023 | <b>CYLINDER HEAD</b>                     | 1 |               |
| 14 | 71-3294 | Inlet valve guide                        | 2 |               |
| 15 | 71-3295 | Exhaust valve guide                      | 2 |               |
| 16 | 70-4603 | Inlet valve                              | 2 |               |
| 17 | 70-2904 | Exhaust valve                            | 2 |               |
| 18 | 71-3296 | Bottom cup                               | 4 |               |
| 19 | 70-4221 | Inner valve spring                       | 4 |               |
| 20 | 70-7400 | Outer valve spring                       | 4 |               |
| 21 | 70-1543 | Top collar                               | 4 |               |
| 22 | 99-0062 | Split cotter                             | 8 |               |
| 23 | 21-2201 | Stud—cylinder head ( $\frac{3}{8}$ in.)  | 4 |               |
| 24 | 21-2200 | Stud—cylinder head ( $\frac{5}{16}$ in.) | 2 |               |
| 25 | 21-2204 | Socket nut ( $\frac{3}{8}$ in.)          | 4 |               |
| 26 | 21-2205 | Socket nut ( $\frac{5}{16}$ in.)         | 2 |               |
| 27 | 71-3553 | Bridge plate                             | 1 |               |
| 28 | 82-2184 | Washer                                   | 8 |               |
| 29 | 14-0241 | Bolt—cylinder head                       | 4 |               |
| 30 | 14-1401 | Stud—rocker box                          | 6 |               |
| 31 | 70-3302 | Washer                                   | 6 |               |
| 32 | 14-0301 | Nut                                      | 6 |               |
| 33 | 21-2206 | Bolt—rocker box                          | 4 |               |
| 34 | 21-1875 | Bolt—rocker box                          | 4 |               |
| 35 | 60-4248 | Washer                                   | 4 |               |
| 36 | 21-2197 | Stud                                     | 2 | } Torque stay |
| 37 | 37-2338 | Distance piece                           | 2 |               |
| 38 | 60-2331 | Washer                                   | 2 |               |
| 39 | 14-1303 | Nut                                      | 2 |               |
| 40 | 71-2599 | Rocker box gasket                        | 2 |               |
| 41 | 71-3668 | Inlet rocker box                         | 1 |               |
| 42 | 71-3669 | Exhaust rocker box                       | 1 |               |
| 43 | 71-3671 | Tappet inspection cover                  | 2 |               |
| 44 | 71-3673 | Gasket                                   | 2 |               |
| 45 | 71-3549 | Rocker spindle                           | 2 |               |
| 46 | 60-3548 | Sealing ring                             | 2 |               |

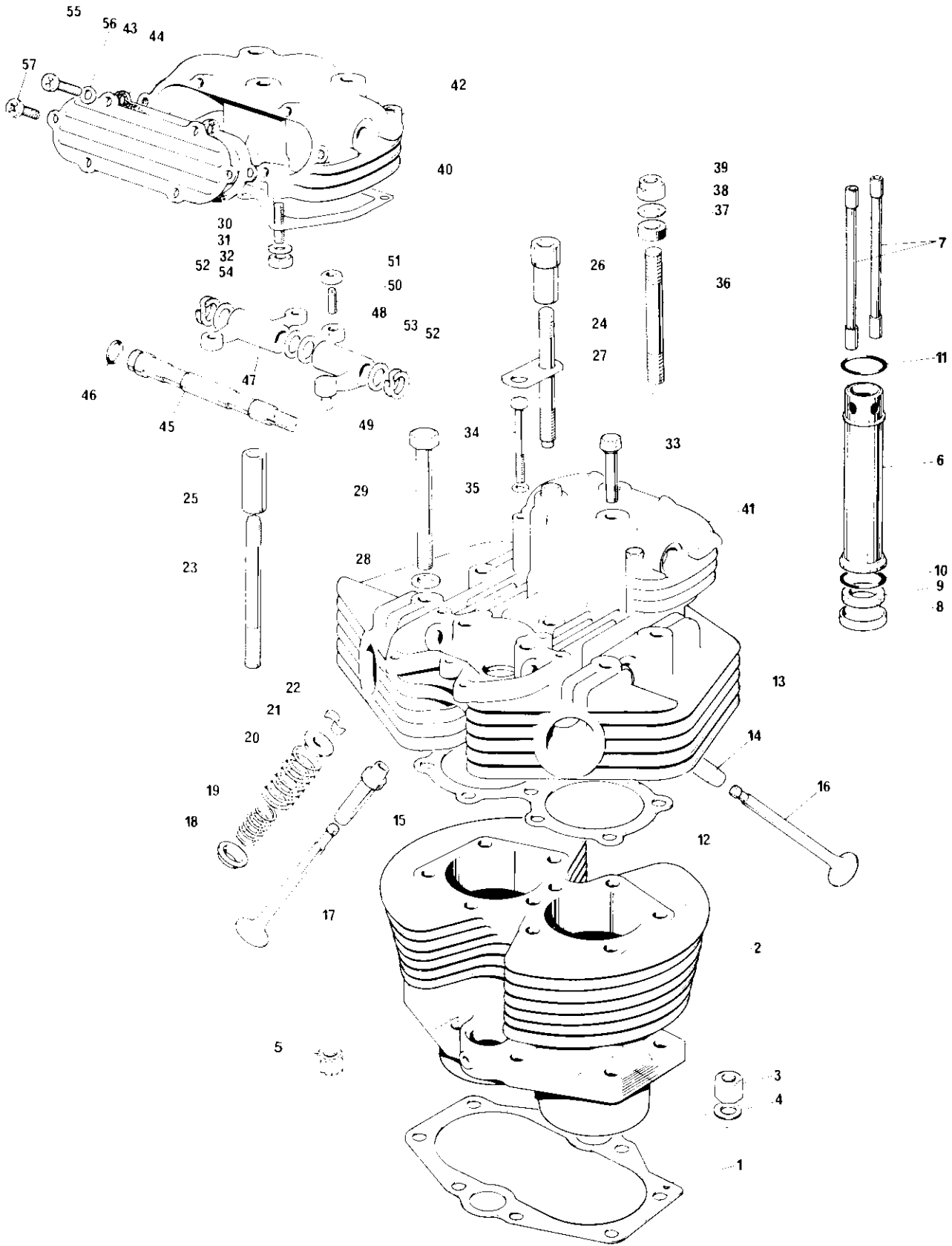
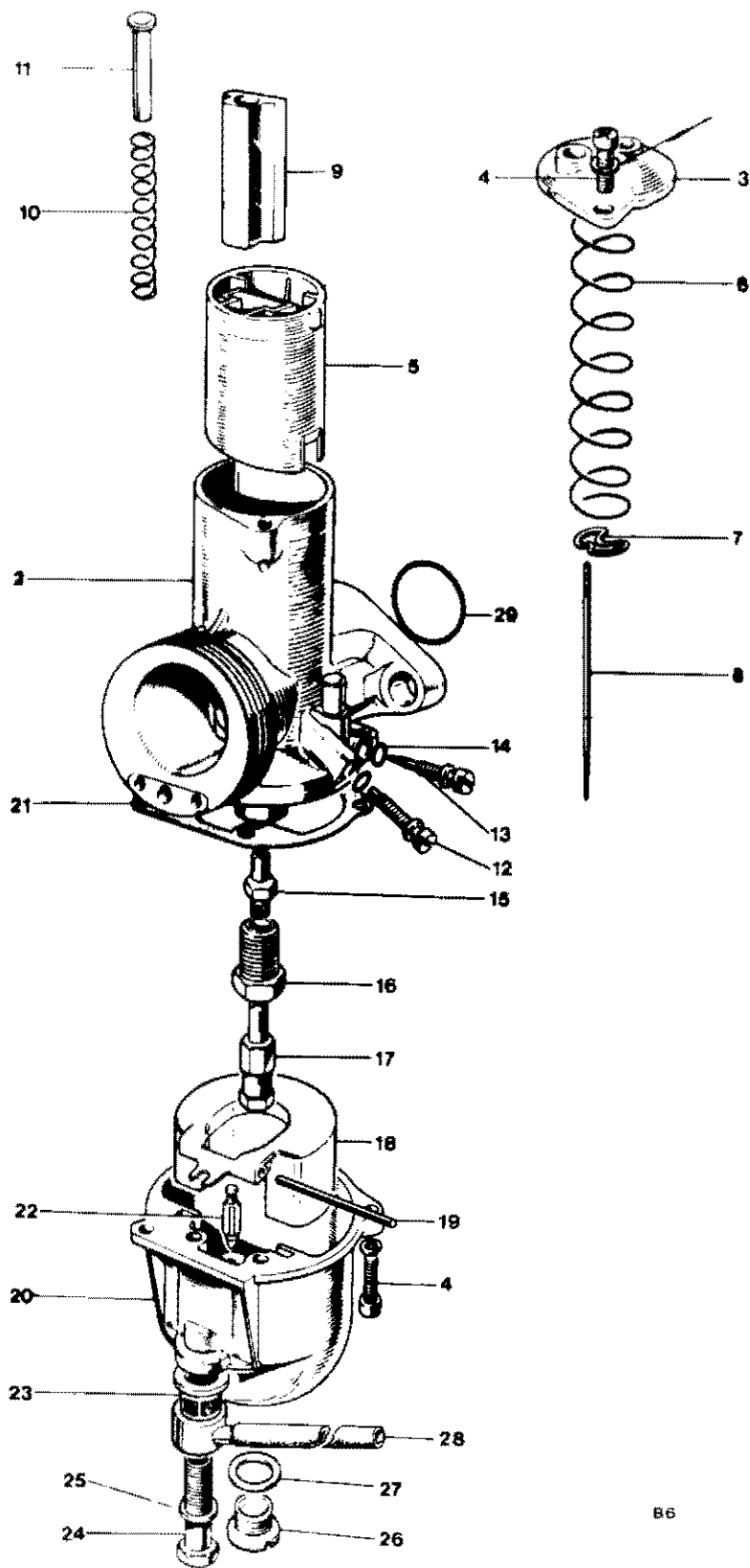


Fig. 7. CYLINDER BLOCK AND HEAD, TI40V



**CYLINDER BLOCK AND HEAD, T140V (continued)**

|    |         |   |    |  |
|----|---------|---|----|--|
| 47 | 70-1457 | Rocker (right exhaust, left inlet) ... .. | 2  |  |
| 48 | 70-1458 | Rocker (left exhaust, right inlet) ... .. | 2  |  |
| 49 | 71-0070 | Ball pin ... ..                           | 4  |  |
| 50 | 70-1513 | Adjusting pin ... ..                      | 4  |  |
| 51 | 70-0470 | Lock nut ... ..                           | 4  |  |
| 52 | 70-1574 | Spring washer ... ..                      | 4  |  |
| 53 | 70-1575 | Thrust washer ( $\frac{1}{2}$ in.) ... .. | 6  |  |
| 54 | 70-1330 | Thrust washer ( $\frac{3}{8}$ in.) ... .. | 2  |  |
| 55 | 14-6103 | Set screw ... ..                          | 4  |  |
| 56 | 60-3963 | Washer ... ..                             | 12 |  |
| 57 | 14-6606 | Set screw ... ..                          | 8  |  |



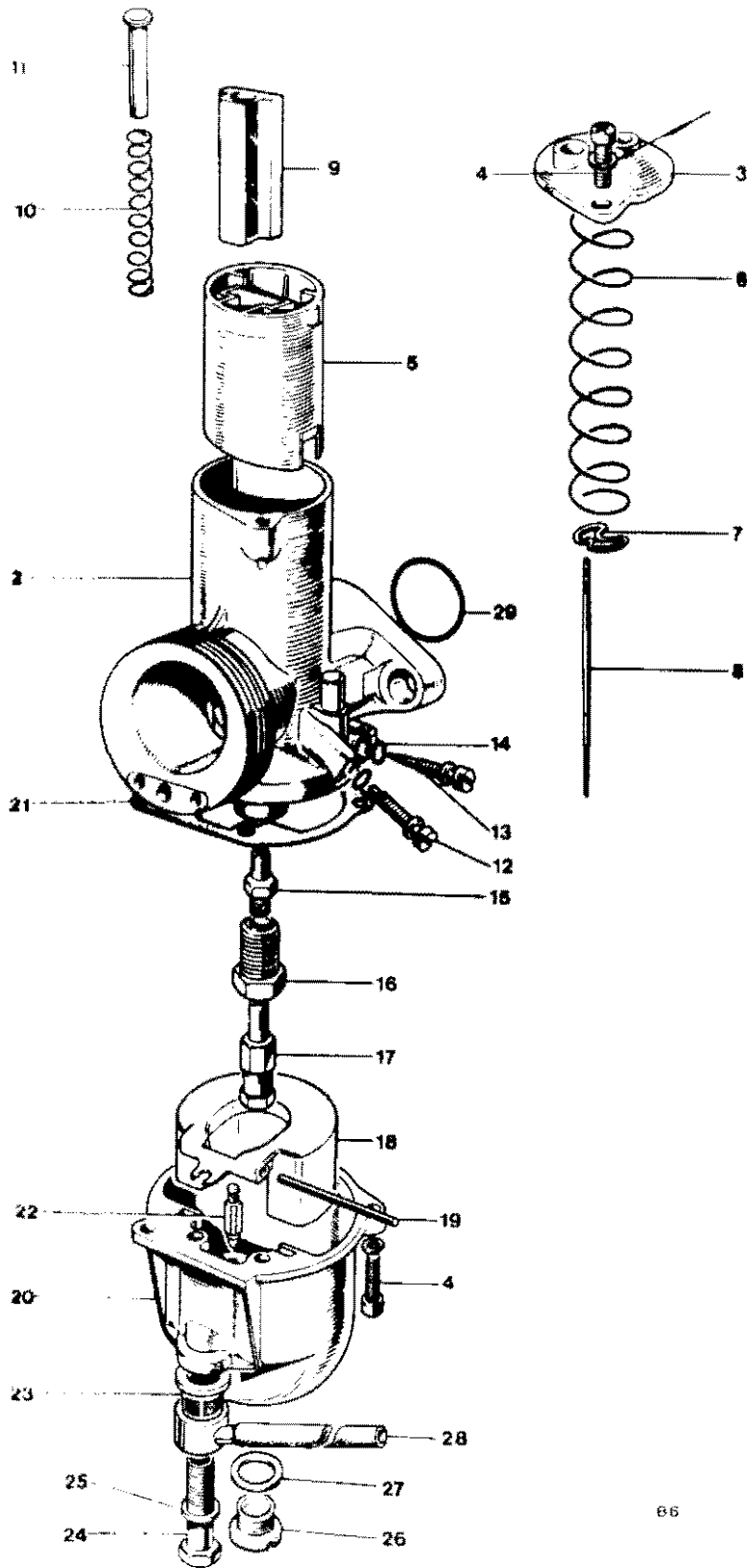
B6

Fig. 8. AMAL CARBURETOR, TR7RV

| Ref. No. | Part No. | DESCRIPTION | QUANTITY | REMARKS |
|----------|----------|-------------|----------|---------|
|----------|----------|-------------|----------|---------|

**CARBURETOR TR7RV**

|    |                |                                       |   |  |
|----|----------------|---------------------------------------|---|--|
| 1  | 60-2183        | CARBURETOR (R930/89) less "O" ring    | 1 |  |
| 2  | Reference only | Mixing chamber (930/005)              | 1 |  |
| 3  | 928/098        | Mixing chamber top (99-1032)          | 1 |  |
| 4  | 622/086        | Screw (99-0521)                       | 4 |  |
| 5  | 928/060        | Throttle valve (3½ cutaway) (99-0527) | 1 |  |
| 6  | 622/131        | Throttle return spring (99-1033)      | 1 |  |
| 7  | 622/067        | Needle clip (99-0510)                 | 1 |  |
| 8  | 622/124        | Needle (99-1036)                      | 1 |  |
| 9  | 928/062        | Air slide (99-0528)                   | 1 |  |
| 10 | 622/129        | Spring (99-1038)                      | 1 |  |
| 11 | 928/103        | Air valve guide sleeve (99-1037)      | 1 |  |
| 12 | 622/077        | Throttle stop screw (99-0516)         | 1 |  |
| 13 | 622/076        | Air adjusting screw (99-0515)         | 1 |  |
| 14 | 622/082        | "O" ring (99-0520)                    | 2 |  |
| 15 | 622/122        | Needle jet (0-106) (99-1035)          | 1 |  |
| 16 | 622/128        | Jet holder (99-1034)                  | 1 |  |
| 17 | 376/100        | Main jet (280) (99-0455)              | 1 |  |
| 18 | 622/069        | Float (99-0512)                       | 1 |  |
| 19 | 622/071        | Float spindle (99-0513)               | 1 |  |
| 20 | 622/055        | Float chamber (99-0506)               | 1 |  |
| 21 | 622/073        | Joint washer (99-0514)                | 1 |  |
| 22 | 622/068        | Needle (99-0511)                      | 1 |  |
| 23 | 376/093        | Filter (99-0438)                      | 1 |  |
| 24 | 622/078        | Banjo bolt (99-0517)                  | 1 |  |
| 25 | 13/163         | Fibre washer (99-1124)                | 1 |  |
| 26 | 622/147        | Drain plug (99-1152)                  | 1 |  |
| 27 | 622/151        | Washer (99-1153)                      | 1 |  |
| 28 | 83-4887        | Petrol pipe                           | 1 |  |
| 29 | 70-9711        | "O" ring                              | 1 |  |



66

Fig. 9. AMAL CARBURETOR, TI40V

**CARBURETOR T140V**

|    |                |  |   |                   |
|----|----------------|--|---|-------------------|
| 1  | 60-4305        | CARBURETOR—L.H. (R930/93)              | 1 | } Less "O" ring   |
| 1  | 60-4306        | CARBURETOR—R.H. (R930/92)              | 1 |                   |
| 2  | Reference only | Mixing chamber (L930/005 and R930/005) | 1 | } Each carburetor |
| 3  | 928/098        | Mixing chamber top (99-1032)           | 1 |                   |
| 4  | 622/086        | Screw (99-0521)                        | 4 |                   |
| 5  | 928/060        | Throttle valve (3 cutaway) (99-0527)   | 1 |                   |
| 6  | 622/131        | Throttle return spring (99-1033)       | 1 |                   |
| 7  | 622/067        | Needle clip (99-0510)                  | 1 |                   |
| 8  | 622/124        | Needle (99-1036)                       | 1 |                   |
| 9  | 928/062        | Air slide (99-0528)                    | 1 |                   |
| 10 | 622/129        | Spring (99-1038)                       | 1 |                   |
| 11 | 928/103        | Air valve guide sleeve (99-1037)       | 1 |                   |
| 12 | 622/077        | Throttle stop screw (99-0516)          | 1 |                   |
| 13 | 622/076        | Air adjusting screw (99-0515)          | 1 |                   |
| 14 | 622/082        | "O" ring (99-0520)                     | 2 |                   |
| 15 | 622/122        | Needle jet (0-106) (99-1035)           | 1 |                   |
| 16 | 622/128        | Jet holder (99-1034)                   | 1 |                   |
| 17 | 376/100        | Main jet (210) (99-0448)               | 1 |                   |
| 18 | 622/069        | Float (99-0512)                        | 1 |                   |
| 19 | 622/071        | Float spindle (99-0513)                | 1 |                   |
| 20 | 622/055        | Float chamber (99-0506)                | 1 |                   |
| 21 | 622/073        | Joint washer (99-0514)                 | 1 |                   |
| 22 | 622/068        | Needle (99-0511)                       | 1 |                   |
| 23 | 376/093        | Filter (99-0438)                       | 1 |                   |
| 24 | 622/078        | Banjo bolt (99-0517)                   | 1 |                   |
| 25 | 13/163         | Fibre washer (99-1124)                 | 1 |                   |
| 26 | 622/147        | Drain plug (99-1152)                   | 1 |                   |
| 27 | 622/151        | Washer (99-1153)                       | 1 |                   |
| 28 | 83-3927        | Petrol pipe                            | 1 |                   |
| 29 | 70-9711        | "O" ring                               | 2 |                   |

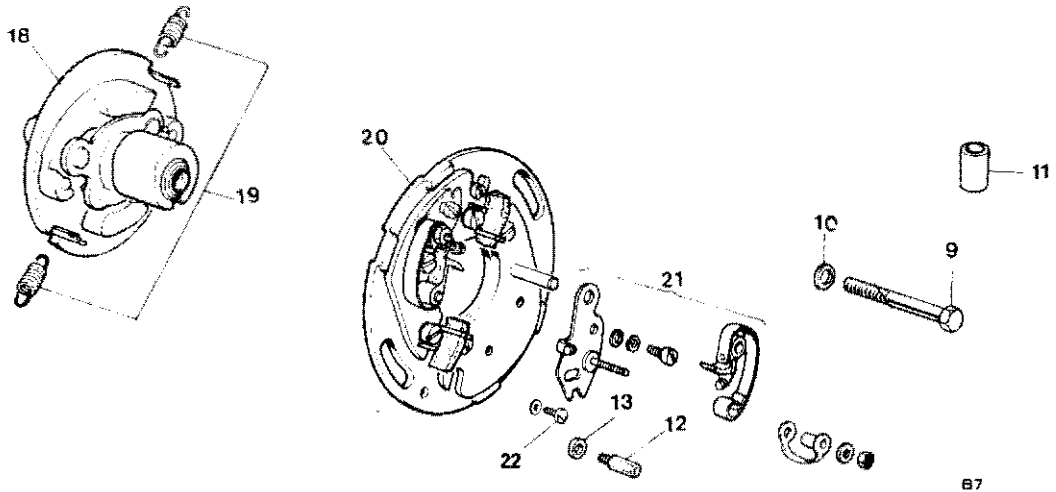
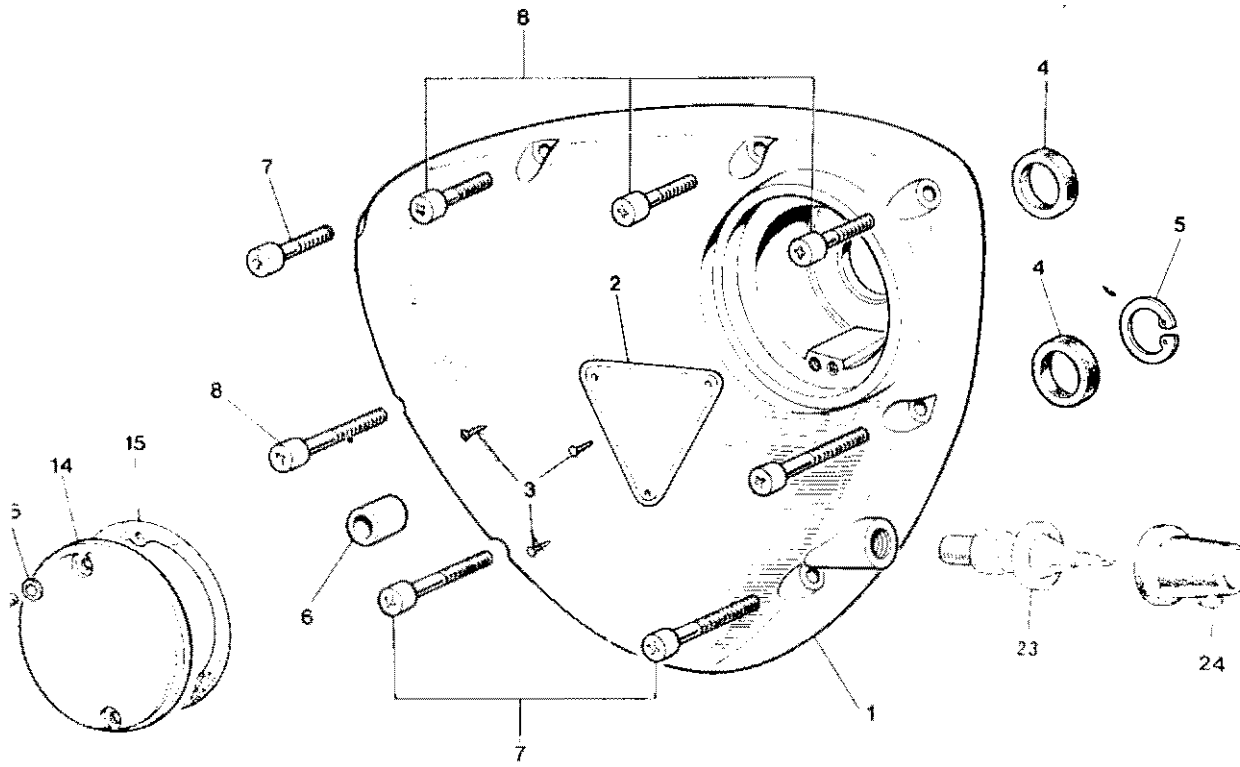


Fig. 10. TIMING COVER AND CONTACT BREAKER

**TIMING COVER AND CONTACT BREAKER**

|            |          |  |   |                         |
|------------|----------|--|---|-------------------------|
| 1          | 70-9246  | Timing cover                             | 1 |                         |
| 2          | 70-4016  | Patent plate                             | 1 |                         |
| 3          | 60-4255  | Hammer-drive screw                       | 3 |                         |
| 4          | 70-4568  | Oil seal                                 | 2 |                         |
| 4          | 70-6387  | Oil seal (0-020 in. undersize)           |   | For reground crankshaft |
| 5          | 70-4569  | Circlip                                  | 1 |                         |
| 6          | 57-0989  | Hollow dowel                             | 1 |                         |
| 7          | 14-6609  | Screw                                    | 3 |                         |
| 8          | 14-6608  | Screw                                    | 5 |                         |
| 9          | 14-0208  | Bolt                                     | 1 |                         |
| 10         | 70-8163  | Plain washer                             | 1 |                         |
| 11         | 70-4707  | Rubber grommet                           | 1 |                         |
| 12         | 70-7680  | Pillar bolt                              | 2 |                         |
| 13         | 70-6559  | Plain washer                             | 2 |                         |
| 14         | 70-8737  | Cover                                    | 1 |                         |
| 15         | 71-1462  | Joint washer                             | 1 |                         |
| 16         | 60-4256  | Serrated washer                          | 2 |                         |
| 17         | 70-7354  | Screw (1/4 in. U.H.)                     | 2 |                         |
| 18         | 54425657 | AUTO ADVANCE UNIT (99-1263)              | 1 |                         |
| 19         | 54412229 | Spring set (99-1264)                     | 1 |                         |
| 20         | 54425160 | CONTACT BREAKER PLATE ASSEMBLY (99-1265) | 1 |                         |
| 21         | 60600271 | Contact set (99-1266)                    | 2 |                         |
| 22         | 54419220 | Pin, adjustment (99-0769)                | 2 |                         |
| 23         | 60-3719  | Oil pressure switch                      | 1 |                         |
| 24         | 71-2930  | Cover pressure switch                    | 1 |                         |
| Not illus. | 60-2138  | Timing label for C.B. cover              | 1 |                         |

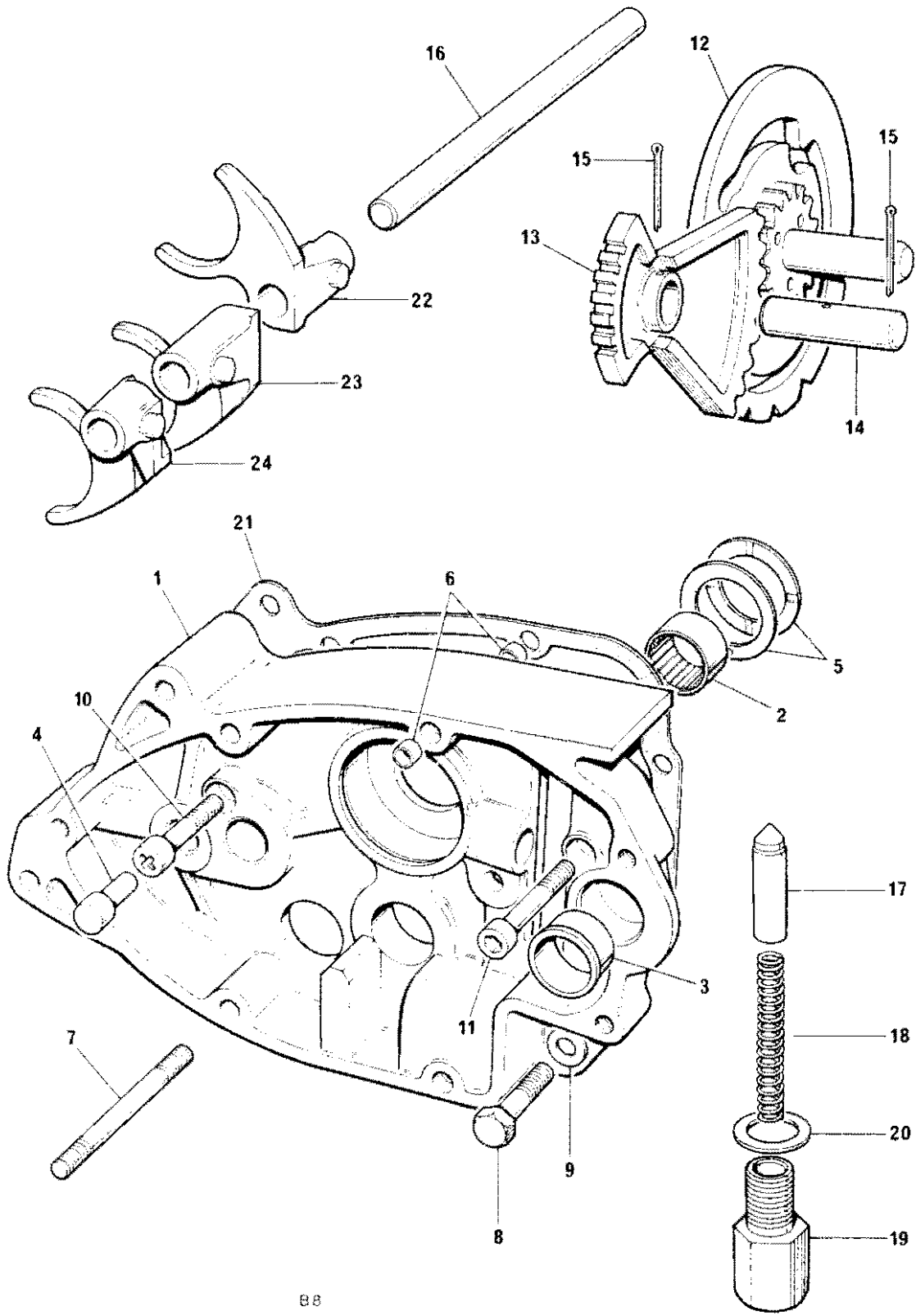


Fig. 11 GEARBOX INNER COVER AND SELECTORS



**GEARBOX INNER COVER AND SELECTORS**

|    |         |   |                |  |
|----|---------|---|----------------|--|
| 1  | 57-4795 | GEARBOX INNER COVER ... ..                                  | 1              |  |
| 2  | 57-1614 | Layshaft bearing ... ..                                     | 1              |  |
| 3  | 57-0412 | Gearchange spindle bush... ..                               | 1              |  |
| 4  | 57-0045 | Kickstart stop ... ..                                       | 1              |  |
| 5  | 57-1607 | Thrust washer ... ..  | 2              |  |
| 6  | 57-0989 | Hollow dowel ... ..   | 4              |  |
| 7  | 21-2149 | Stud ... ..   | 2              |  |
| 8  | 21-1907 | Bolt ... ..   | 1              |  |
| 9  | 70-3446 | Washer ... ..   | 1              |  |
| 10 | 14-6608 | Screw ... ..  | 1              |  |
| 11 | 14-7023 | Screw ... ..  | 1              |  |
| 12 | 57-4624 | Camplate ... ..   | 1              |  |
| 13 | 57-4363 | Operating quadrant ... ..                                   | 1              |  |
| 14 | 57-1896 | Quadrant spindle ... ..                                     | 1              |  |
| 15 | —       | Split pin ( $\frac{5}{64}$ in. x $1\frac{3}{8}$ in.) ... .. | Reference only |  |
| 16 | 57-3989 | Selector fork rod ... ..                                    | 1              |  |
| 17 | 57-3660 | Index plunger ... ..  | 1              |  |
| 18 | 57-4459 | Plunger spring ... ..                                       | 1              |  |
| 19 | 57-4400 | Housing, index plunger ... ..                               | 1              |  |
| 20 | 57-3978 | Washer ... ..   | 1              |  |
| 21 | 71-3096 | Joint washer, inner cover to crankcase ... ..               | 1              |  |
| 22 | 57-4364 | Selector fork - mainshaft 4th gear ... ..                   | 1              |  |
| 23 | 57-4366 | Selector fork - layshaft 3rd gear ... ..                    | 1              |  |
| 24 | 57-4660 | Selector fork - layshaft 1st gear ... ..                    | 1              |  |

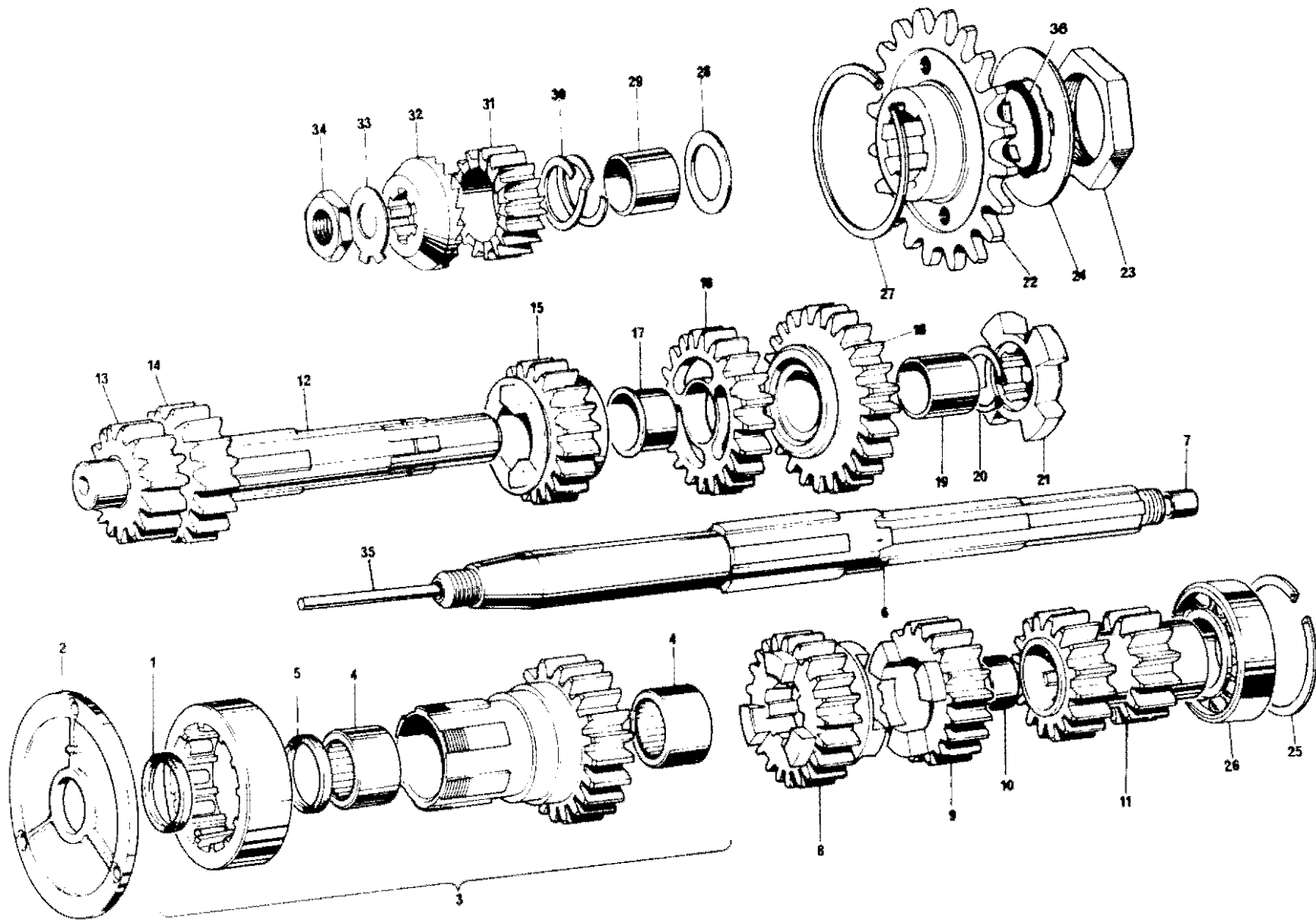


FIG. 12 GEARBOX SHAFTS AND GEARS (5 SPEED)

**GEARBOX SHAFTS AND GEARS**

|            |         |   |   |                |
|------------|---------|---|---|----------------|
| 1          | 60-3500 | Oil seal, cover plate ... ..                                | 1 |                |
| 2          | 70-3789 | Cover plate ... ..  | 1 |                |
| 3          | 57-4781 | MAINSHAFT HIGH GEAR ASSEMBLY (C/W HIGH GEAR BEARING) ... .. | 1 |                |
| 4          | 60-3511 | Needle roller bearing ... ..                                | 2 |                |
| 5          | 60-3500 | Oil seal, high gear ... ..                                  | 1 |                |
| 6          | 57-4432 | MAINSHAFT ... ..  | 1 |                |
| 7          | 57-3988 | Bush ... ..   | 1 |                |
| 8          | 57-4376 | Mainshaft 4th gear ... ..                                   | 1 |                |
| 9          | 57-4377 | MAINSHAFT 3rd GEAR ... ..                                   | 1 |                |
| 10         | 57-4575 | Bush ... ..   | 1 | Reference only |
| 11         | 57-4653 | Mainshaft 1st and 2nd gear ... ..                           | 1 |                |
| 12         | 57-4900 | LAYSHAFT ... ..   | 1 |                |
| 13         | 57-4550 | Layshaft high gear ... ..                                   | 1 | Reference only |
| 14         | 57-4384 | Layshaft 4th gear ... ..                                    | 1 | Reference only |
| 15         | 57-4647 | Layshaft 3rd gear ... ..                                    | 1 |                |
| 16         | 57-4657 | LAYSHAFT 2nd GEAR ... ..                                    | 1 |                |
| 17         | 57-4662 | Bush ... ..   | 1 |                |
| 18         | 57-4654 | LAYSHAFT 1st GEAR ... ..                                    | 1 |                |
| 19         | 57-4663 | Bush ... ..   | 1 |                |
| 20         | 60-3494 | Circlip ... ..  | 1 |                |
| 21         | 57-4661 | Driving dog ... ..  | 1 |                |
| 22         | 57-4782 | Gearbox sprocket - 20T ... ..                               | 1 |                |
| 23         | 57-4396 | Locknut ... ..  | 1 |                |
| 24         | 57-4909 | Lock washer ... ..  | 1 |                |
| Not illus. | 60-3512 | Oil seal, gearbox ... ..                                    | 1 |                |
| 25         | 70-0489 | Circlip ... ..  | 1 |                |
| 26         | 60-3552 | Mainshaft bearing ... ..                                    | 1 |                |
| 27         | 57-4113 | Circlip ... ..  | 1 |                |
| 28         | 57-1962 | Washer ... ..   | 1 |                |
| 29         | 57-1963 | Pinion sleeve ... ..  | 1 |                |
| 30         | 57-1250 | Pinion spring ... ..  | 1 |                |
| 31         | 57-0730 | Kickstart pinion ... ..                                     | 1 |                |
| 32         | 57-0731 | Kickstart ratchet ... ..                                    | 1 |                |
| 33         | 57-2240 | Tab washer ... ..   | 1 |                |
| 34         | 21-0594 | Nut ... ..  | 1 |                |
| 35         | 57-1736 | Clutch operating rod ... ..                                 | 1 |                |
| 36         | 71-1070 | "O" ring, gear box sprocket ... ..                          | 1 |                |

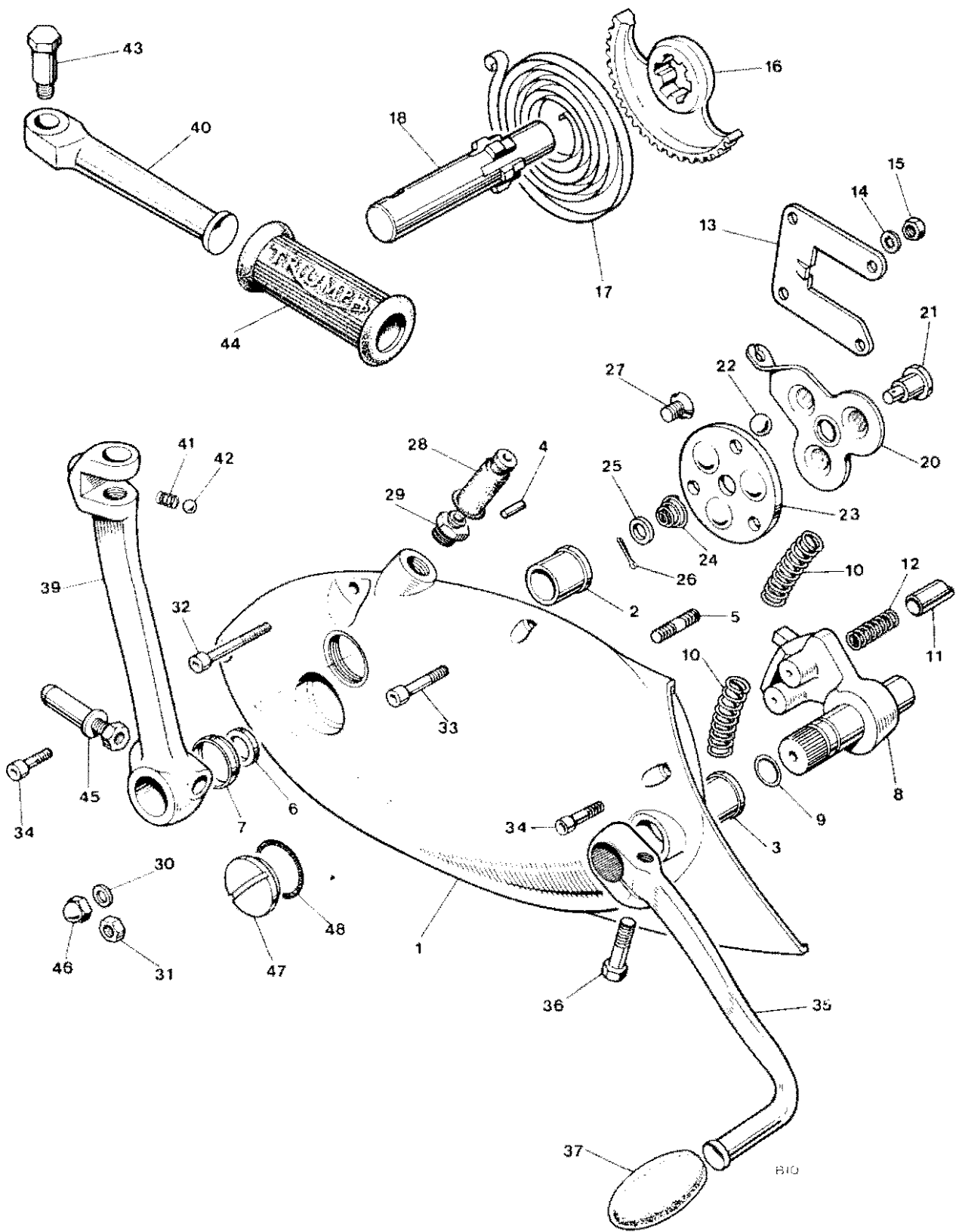


Fig. 13. GEARBOX OUTER COVER

| Ref. No.                   | Part No. | DESCRIPTION   | QUANTITY | REMARKS        |
|----------------------------|----------|---|----------|----------------|
| <b>GEARBOX OUTER COVER</b> |          |   |          |                |
| 1                          | 57-3760  | GEARBOX OUTER COVER                                 | 1        |                |
| 2                          | 57-0023  | Kickstarter spindle bush                            | 1        |                |
| 3                          | 57-0057  | Gearchange spindle bush                             | 1        |                |
| 4                          | 57-0047  | Kickstarter spring anchor pin                       | 1        |                |
| 5                          | 21-0547  | Guide plate stud                                    | 4        |                |
| 6                          | 57-1956  | Oil seal  | 1        |                |
| 7                          | 57-1955  | Oil seal housing                                    | 1        |                |
| 8                          | 57-4910  | Gearchange quadrant                                 | 1        |                |
| 9                          | 60-3530  | Rubber "O" ring                                     | 1        |                |
| 10                         | 57-0404  | Quadrant return spring                              | 2        |                |
| 11                         | 57-0406  | Gearchange quadrant plunger                         | 2        |                |
| 12                         | 57-0405  | Plunger spring                                      | 2        |                |
| 13                         | 57-0407  | Guide plate   | 1        |                |
| 14                         | 70-1612  | Serrated washer                                     | 4        |                |
| 15                         | 14-0301  | Nut   | 4        |                |
| 16                         | 57-4117  | Kickstarter quadrant                                | 1        |                |
| 17                         | 57-0031  | Kickstarter return spring                           | 1        |                |
| 18                         | 57-0024  | Kickstarter axle                                    | 1        |                |
| 19                         | 57-4587  | CLUTCH LEVER ASSEMBLY                               | 1        |                |
| 20                         | 57-4588  | Clutch lever  | 1        |                |
| 21                         | 57-1710  | Lever shaft   | 1        |                |
| 22                         | 60-2368  | Ball, $\frac{3}{8}$ in. diam.                       | 3        |                |
| 23                         | 57-4589  | Thrust plate  | 1        |                |
| 24                         | 57-1712  | Return spring                                       | 1        |                |
| 25                         | 57-3673  | Plain washer  | 1        |                |
| 26                         | —        | Split pin ( $\frac{5}{64}$ in. x $\frac{1}{2}$ in.) |          | Reference only |
| 27                         | 21-1879  | Countersunk screw                                   | 2        |                |
| 28                         | 57-1646  | Rubber cover  | 1        |                |
| 29                         | 57-3762  | Abutment for clutch cable                           | 1        |                |
| 30                         | 60-4247  | Plain washer  | 2        |                |
| 31                         | 14-0302  | Nut   | 1        |                |
| 32                         | 21-2162  | Screw   | 2        |                |
| 33                         | 14-6609  | Screw   | 2        |                |
| 34                         | 14-6608  | Screw   | 1        |                |
| 35                         | 57-3757  | Gearchange pedal                                    | 1        |                |
| 36                         | 14-0201  | Bolt  | 1        |                |
| 37                         | 57-2450  | Pedal rubber  | 1        |                |
| 38                         | 57-3630  | FOLDING KICKSTARTER                                 | 1        |                |
| 39                         | 57-2173  | Kickstarter lever                                   | 1        |                |
| 40                         | 57-1270  | Kickstarter pedal                                   | 1        |                |
| 41                         | 57-1167  | Pedal locating spring                               | 1        |                |
| 42                         | 60-2364  | Steel ball, $\frac{1}{4}$ in. diam.                 | 1        |                |
| 43                         | 21-0543  | Pedal bolt  | 1        |                |
| 44                         | 57-2330  | Pedal rubber  | 1        |                |
| 45                         | 57-4350  | Cotter pin c/w nut and washer                       | 1        |                |
| 46                         | 21-0544  | Domed nut   | 1        |                |
| 47                         | 57-2160  | Filler plug   | 1        |                |
| 48                         | 70-8782  | "O" ring  | 1        |                |

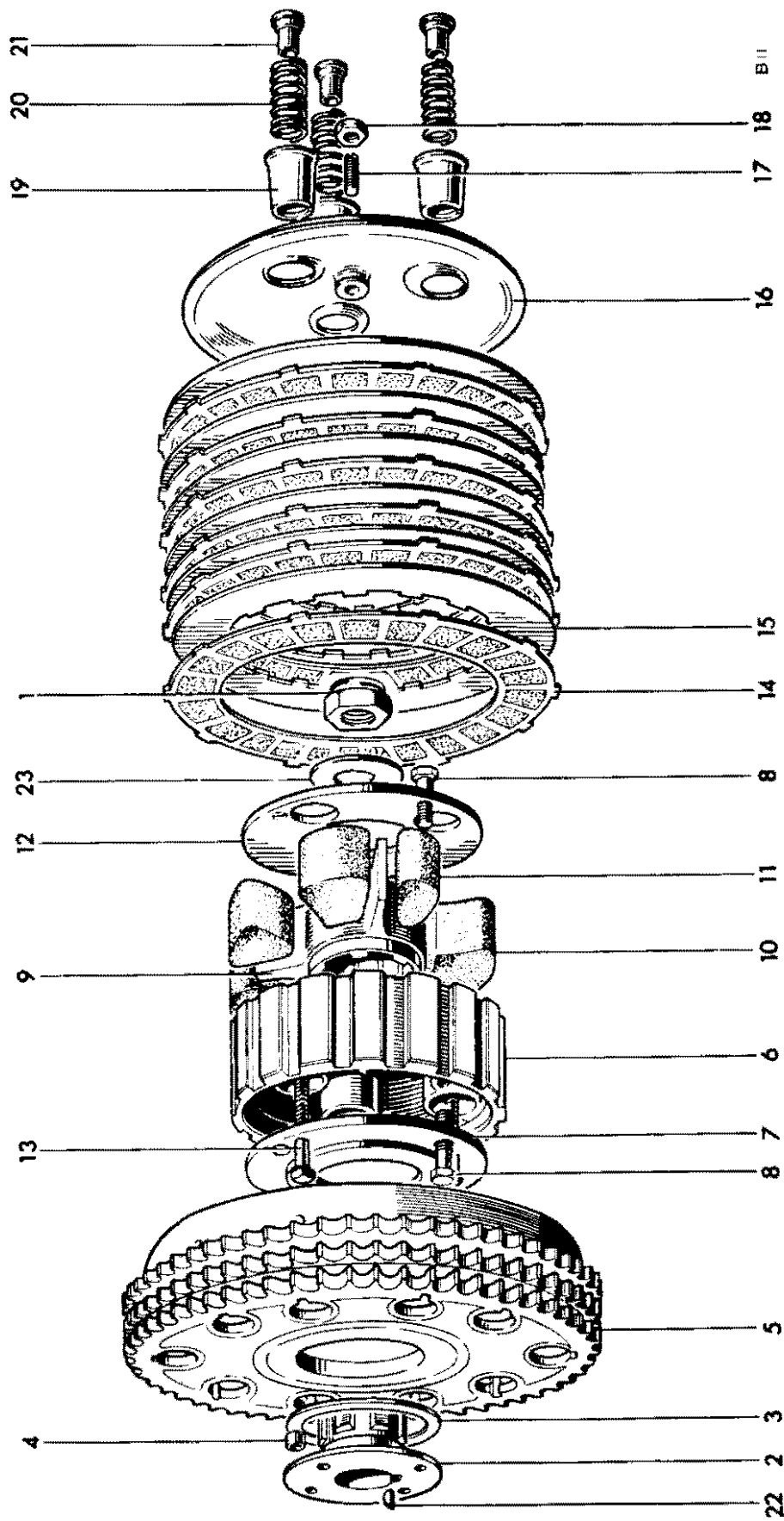


Fig. 14. CLUTCH

| Ref. No. | Part No. | DESCRIPTION | QUANTITY | REMARKS |
|----------|----------|-------------|----------|---------|
|----------|----------|-------------|----------|---------|

### CLUTCH

|    |         |                        |    |  |
|----|---------|------------------------|----|--|
| 1  | 21-0586 | Clutch securing nut    | 1  |  |
| 2  | 57-3929 | Hub                    | 1  |  |
| 3  | 57-3931 | Thrust washer          | 1  |  |
| 4  | 57-0394 | Roller                 | 20 |  |
| 5  | 57-4640 | Sprocket and housing   | 1  |  |
| 6  | 57-4438 | Centre                 | 1  |  |
| 7  | 57-4436 | Inner plate            | 1  |  |
| 8  | 21-2157 | Bolt                   | 3  |  |
| 9  | 57-4636 | Shock absorber spider  | 1  |  |
| 10 | 57-1722 | Drive rubber (large)   | 3  |  |
| 11 | 57-1723 | Rebound rubber (small) | 3  |  |
| 12 | 57-4437 | Outer plate            | 1  |  |
| 13 | 57-4754 | Screwed pin            | 3  |  |
| 14 | 57-1362 | Driving plate (bonded) | 6  |  |
| 15 | 57-1363 | Driven plate           | 6  |  |
| 16 | 57-4590 | Pressure plate         | 1  |  |
| 17 | 57-2159 | Adjuster pin           | 1  |  |
| 18 | 14-0403 | Nut                    | 1  |  |
| 19 | 57-1931 | Spring cup             | 3  |  |
| 20 | 57-4644 | Spring                 | 3  |  |
| 21 | 57-2526 | Pressure nut           | 3  |  |
| 22 | 60-4253 | Key                    | 1  |  |
| 23 | 57-4794 | Washer                 | 1  |  |

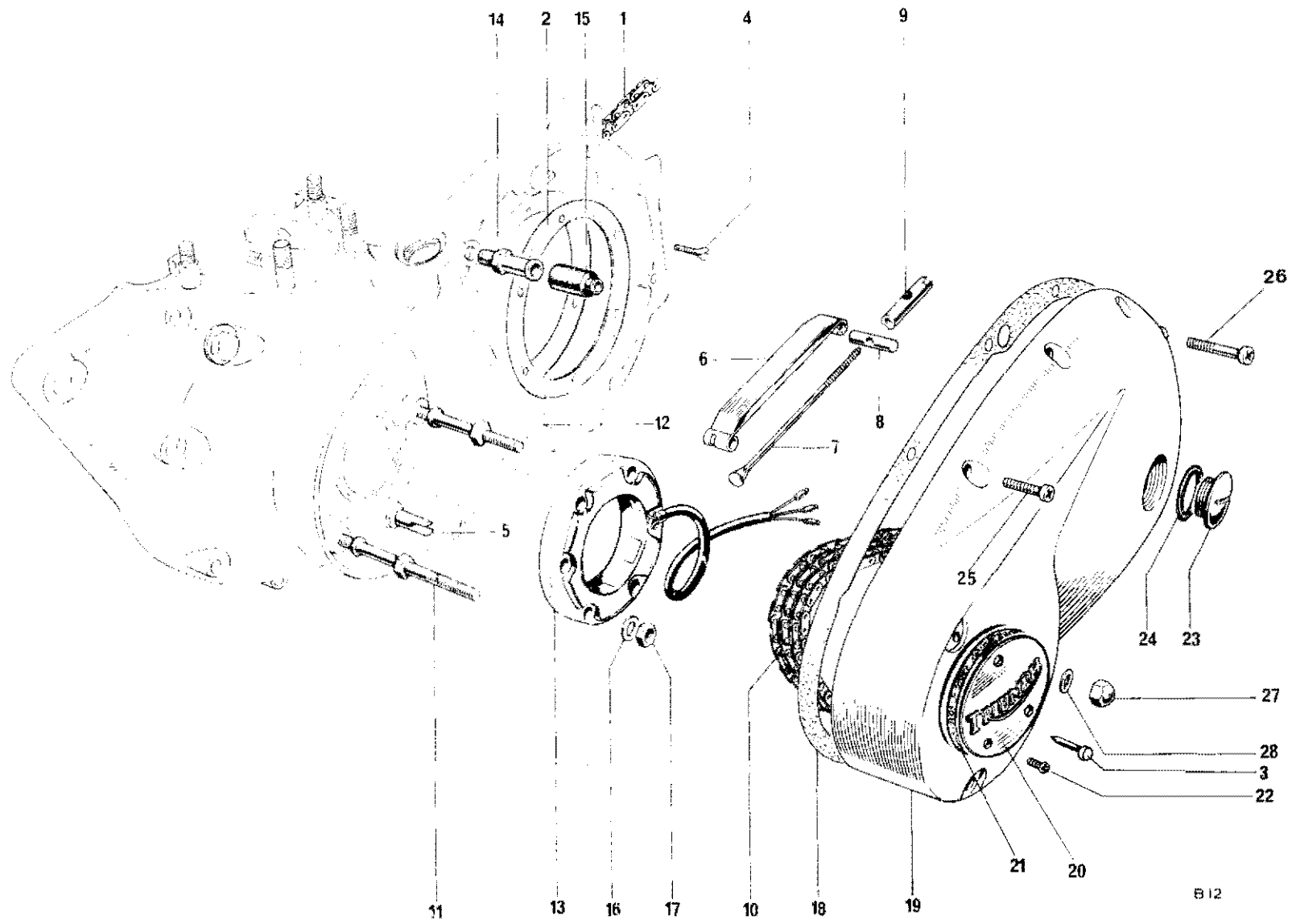


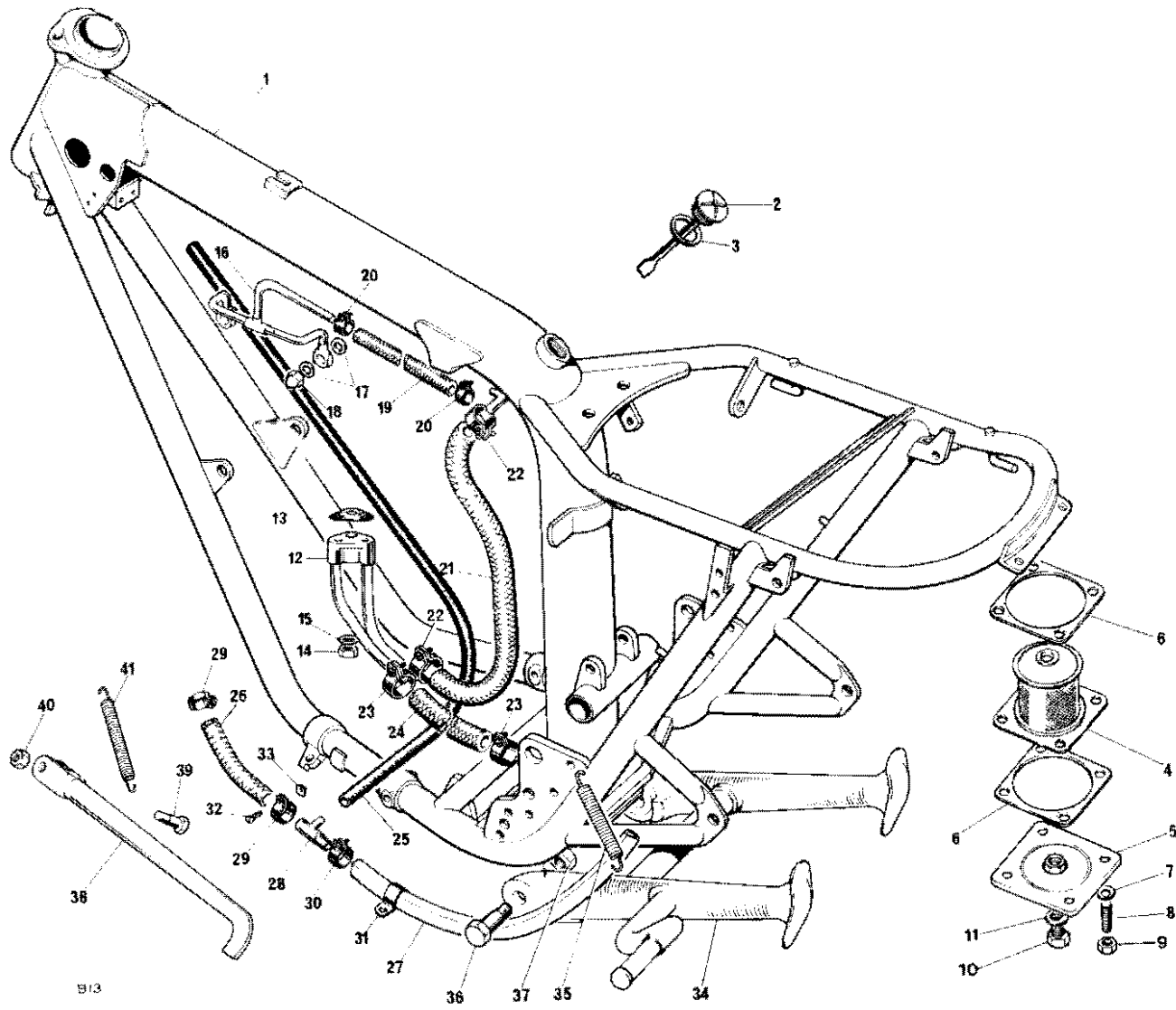
Fig. 15. CHAINCASE AND CHAINS

B12



### CHAINCASE AND CHAINS

|    |         |   |   |                                    |
|----|---------|---|---|------------------------------------|
| 1  | 60-2118 | Rear chain, $\frac{5}{8}$ in. x $\frac{3}{8}$ in. x 107 links ... | 1 |                                    |
| 2  | 71-1419 | Joint washer ...  | 1 |                                    |
| 3  | 57-4643 | Timing pointer ...  | 1 |                                    |
| 4  | 70-3821 | Countersunk screw ...   | 6 |                                    |
| 5  | 70-5976 | Chain tensioner abutment ...                                      | 1 | (also listed with crankcase group) |
| 6  | 70-5085 | Chain tensioner blade ...   | 1 |                                    |
| 7  | 70-4152 | Tie rod ...   | 1 |                                    |
| 8  | 70-5087 | Trunnion ...  | 1 |                                    |
| 9  | 70-9703 | Adjuster sleeve nut ...   | 1 |                                    |
| 10 | 60-4125 | Primary chain, $\frac{3}{8}$ in. Triplex x 84 links ...           | 1 |                                    |
| 11 | 21-2199 | Stator stud ...   | 2 |                                    |
| 12 | 21-2198 | Stator stud ...   | 1 |                                    |
| 13 | 47205   | Stator, RM21 (99-1006) ...  | 1 |                                    |
| 14 | 70-9360 | Sleeve nut ...  | 1 |                                    |
| 15 | 70-4144 | Rubber grommet ...  | 1 |                                    |
| 16 | 60-4247 | Plain washer ...  | 3 |                                    |
| 17 | 14-0702 | Self-locking nut ...  | 3 |                                    |
| 18 | 71-1463 | Joint washer ...  | 1 |                                    |
| 19 | 71-3555 | Chaincase ...   | 1 |                                    |
| 20 | 57-2440 | Rotor cover ...   | 1 |                                    |
| 21 | 71-1457 | Joint washer ...  | 1 |                                    |
| 22 | 57-4672 | Screw ...   | 3 |                                    |
| 23 | 57-2166 | Filler plug ...   | 1 |                                    |
| 24 | 70-8782 | "O" ring ...  | 1 |                                    |
| 25 | 14-6608 | Screw ...   | 6 |                                    |
| 26 | 14-6620 | Screw ...   | 2 |                                    |
| 27 | 21-0544 | Domed nut ...   | 2 |                                    |
| 28 | 82-1880 | Copper washer ...   | 2 |                                    |



16. FRAME

| Ref. No.     | Part No. | DESCRIPTION   | QUANTITY | REMARKS |
|--------------|----------|---|----------|---------|
| <b>FRAME</b> |          |   |          |         |
| 1            | 83-4753  | Frame ... ..  | 1        |         |
| 2            | 71-3463  | Oil filler cap ... ..   | 1        |         |
| 3            | 60-3616  | "O" ring ... ..   | 1        |         |
| 4            | 83-4783  | Oil filter ... ..   | 1        |         |
| 5            | 71-3316  | Sump plate ... ..   | 1        |         |
| 6            | 83-2829  | Gasket ... ..   | 2        |         |
| 7            | 60-2330  | Washer ... ..   | 4        |         |
| 8            | 21-2025  | Stud } Sump plate to frame ... ..                                     | 4        |         |
| 9            | 14-1302  | Nut } ... ..  | 4        |         |
| 10           | 82-5343  | Drain plug ... ..   | 1        |         |
| 11           | 70-1335  | Joint washer ... ..   | 1        |         |
| 12           | 71-3478  | Oil junction block ... ..   | 1        |         |
| 13           | 71-3754  | Joint washer ... ..   | 1        |         |
| 14           | 21-1908  | Nut } Junction block to crankcase ... ..                              | 1        |         |
| 15           | 70-3446  | Washer } ... ..   | 1        |         |
| 16           | 71-3550  | Rocker oil pipe ... ..  | 1        |         |
| 17           | 70-1335  | Washer ... ..   | 4        |         |
| 18           | 21-0550  | Nut ... ..  | 2        |         |
| 19           | 71-3551  | Rocker feed pipe ... ..   | 1        |         |
| 20           | 70-6848  | Clip—rocker feed pipe ... ..  | 2        |         |
| 21           | 71-2345  | Oil return pipe ... ..  | 1        |         |
| 22           | 70-6848  | Clip—return pipe ... ..   | 2        |         |
| 23           | 82-9073  | Clip—feed pipe ... ..   | 2        |         |
| 24           | 71-3450  | Oil feed pipe ... ..  | 1        |         |
| 25           | 71-2349  | Oil vent pipe ... ..  | 1        |         |
| 26           | 83-5285  | Crankcase breather pipe—front ... ..                                  | 1        |         |
| 27           | 83-4813  | Crankcase breather pipe—rear ... ..                                   | 1        |         |
| 28           | 83-5290  | "T" piece ... ..  | 1        |         |
| 29           | 60-2252  | Clip—breather pipe—front ... ..                                       | 2        |         |
| 30           | 60-2252  | Clip—breather pipe—rear ... ..  | 1        |         |
| 31           | 83-1615  | Clip—breather pipe to fender <i>SCREW 97-3854, NUT 82-4777</i> ... .. | 1        |         |
| 32           | 97-3894  | Screw ... ..  | 4        |         |
| 33           | 82-4717  | Nut ... ..  | 4        |         |
| 34           | 83-4615  | Centre stand ... ..   | 1        |         |
| 35           | 83-3793  | Spring ... ..   | 1        |         |
| 36           | 21-2077  | Pivot bolt ... ..   | 2        |         |
| 37           | 14-1304  | Nut ... ..  | 2        |         |
| 38           | 83-1560  | Prop stand ... ..   | 1        |         |
| 39           | 82-7021  | Bolt ... ..   | 1        |         |
| 40           | 14-1303  | Nut ... ..  | 1        |         |
| 41           | 82-8382  | Spring ... ..   | 1        |         |
| Not illus.   | 60-3361  | Transfer "Made in England" ... ..                                     | 1        |         |
| Not illus.   | 14-0114  | Bolt } Prop stand stop ... ..   | 1        |         |
| Not illus.   | 14-0402  | Nut } ... ..  | 1        |         |

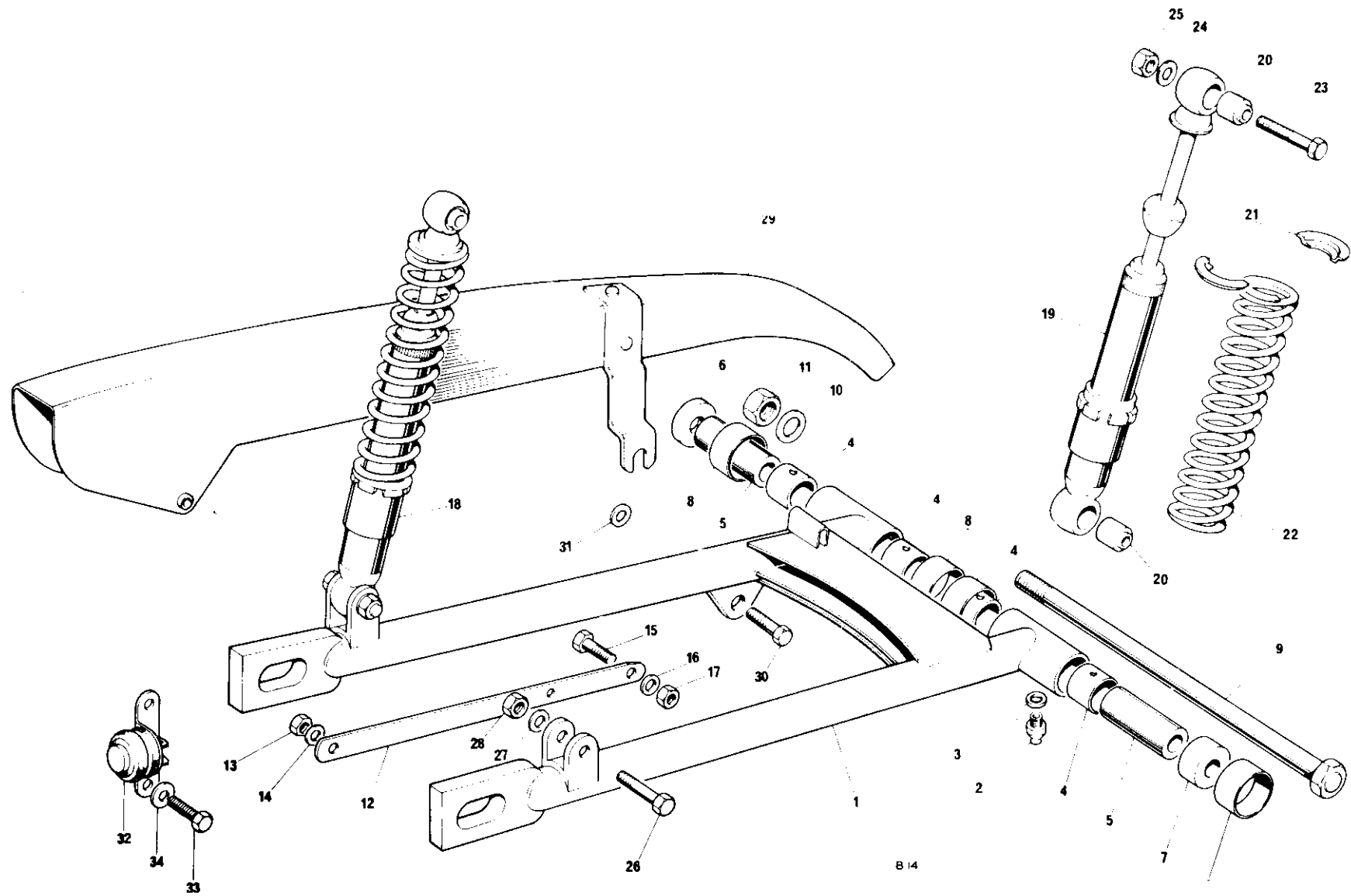


Fig. 17. SWINGING FORK AND SUSPENSION UNITS

**SWINGING ARM AND SUSPENSION UNITS**

|    |          |  |                |                                  |
|----|----------|--|----------------|----------------------------------|
| 1  | 83-2513  | SWINGING ARM ... ..                        | 1              |                                  |
| 2  | 60-1841  | Grease nipple ... ..                       | 2              |                                  |
| 3  | 71-2501  | Washer, grease nipple ... ..               | 2              |                                  |
| 4  | 83-2521  | Bush, pivot arm ... ..                     | 4              |                                  |
| 5  | 83-2691  | Sleeve, swinging arm pivot ... ..          | 2              |                                  |
| 6  | 83-2690  | Distance piece R.H. ... ..                 | 1              |                                  |
| 7  | 83-2689  | Distance piece L.H. ... ..                 | 1              |                                  |
| 8  | 83-2692  | Dirt excluder ... ..                       | 4              |                                  |
| 9  | 21-2087  | Stud, swinging arm pivot ... ..            | 1              |                                  |
| 10 | 83-2266  | Washer, swinging arm pivot ... ..          | 2              |                                  |
| 11 | 14-1307  | Nut, swinging arm pivot ... ..             | 1              |                                  |
| 12 | 83-2656  | Brake torque stay ... ..                   | 1              | } Also listed<br>with rear wheel |
| 13 | 14-0305  | Nut, torque stay to brake plate ... ..     | 1              |                                  |
| 14 | 60-2431  | Washer, torque stay to brake plate ... ..  | 1              |                                  |
| 15 | 14-0133  | Bolt, torque stay to swinging arm ... ..   | 1              |                                  |
| 16 | 37-2330  | Washer, torque stay to swinging arm ... .. | 1              |                                  |
| 17 | 14-1304  | Nut, torque stay to swinging arm ... ..    | 1              |                                  |
| 18 | 64052564 | SUSPENSION UNIT (60-3957) ... ..           | 2              |                                  |
| 19 | 6405263  | Damper unit ... ..                         | Reference only |                                  |
| 20 | 64533645 | Bonded bush (99-0122) ... ..               | 4              |                                  |
| 21 | 9054,171 | Spring retainer (99-0107) ... ..           | 4              |                                  |
| 22 | 64543708 | Spring, 110 lbs. chrome (99-1048) ... ..   | 2              |                                  |
| 23 | 14-0235  | Bolt, damper—top ... ..                    | 2              |                                  |
| 24 | 60-2331  | Washer, damper—top ... ..                  | 2              |                                  |
| 25 | 14-1303  | Nut, damper—top ... ..                     | 2              |                                  |
| 26 | 14-0234  | Bolt, damper, lower ... ..                 | 2              |                                  |
| 27 | 60-2331  | Washer damper lower ... ..                 | 2              |                                  |
| 28 | 14-1303  | Nut damper lower ... ..                    | 2              |                                  |
| 29 | 83-2641  | Chainguard ... ..                          | 1              |                                  |
| 30 | 14-0206  | Bolt, chainguard fixing—front ... ..       | 1              |                                  |
| 31 | 60-2347  | Washer, chainguard fixing—front ... ..     | 1              |                                  |
| 32 | 34815    | Stop lamp switch—118SA (99-1028) ... ..    | 1              |                                  |
| 33 | 60-3550  | Screw ... ..                               | 2              |                                  |
| 34 | 97-1388  | Washer ... ..                              | 2              |                                  |

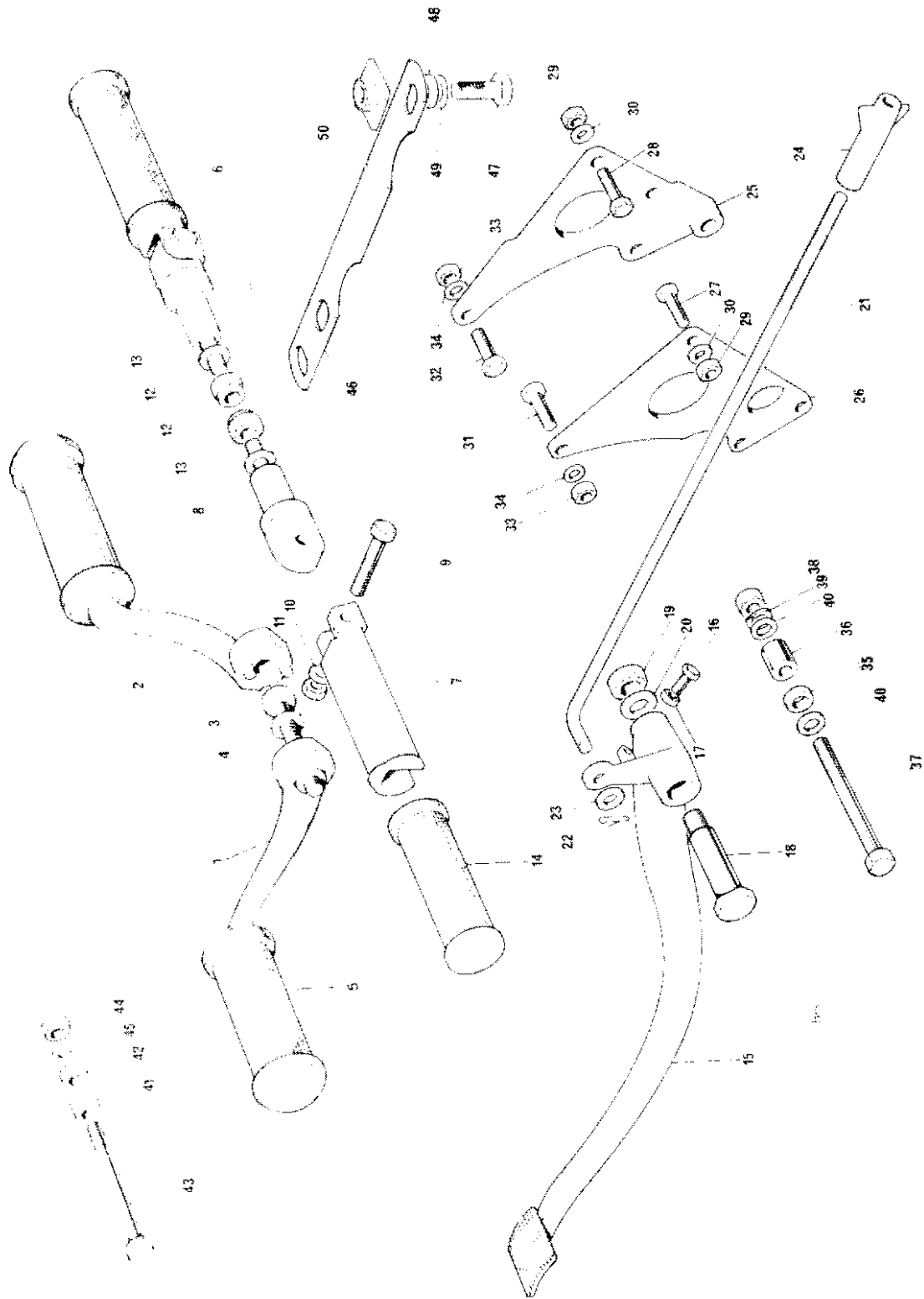


Fig. 18. MOTOR UNIT FITTING AND FOOTRESTS

### MOTOR UNIT FITTINGS AND FOOTRESTS

|            |         |  |    |                |
|------------|---------|--|----|----------------|
| 1          | 83-2854 | Footrest—L.H. ...                                      | 1  |                |
| 2          | 83-2855 | Footrest—R.H. ...                                      | 1  |                |
| 3          | 14-0259 | Bolt ...   | 2  |                |
| 4          | 60-2333 | Washer ...   | 2  |                |
| 5          | 82-9279 | Footrest rubber ...                                    | 2  |                |
| 6          | 83-2841 | PILLION FOOTREST ...                                   | 2  |                |
| 7          | 82-9053 | Pedal ...  | 1  |                |
| 8          | 83-3207 | Hanger bolt ...  | 1  |                |
| 9          | 14-0217 | Bolt ...   | 1  |                |
| 10         | 82-9089 | Washer } Footrest swivel ...                           | 1  |                |
| 11         | 14-1302 | Nut ...  | 1  |                |
| 12         | 14-1303 | Nut ...  | 1  |                |
| 13         | 82-2184 | Washer } Footrest to frame ...                         | 1  |                |
| 14         | 82-9054 | Footrest rubber ...                                    | 1  |                |
| 15         | 83-2666 | Rear brake pedal ...                                   | 1  |                |
| 16         | 14-0103 | Screw ...  | 1  |                |
| 17         | 14-0301 | Nut ...  | 1  |                |
| 18         | 21-2045 | Pivot pin ...  | 1  |                |
| 19         | 14-1303 | Nut ...  | 1  |                |
| 20         | 70-8084 | Washer ...   | 1  |                |
| 21         | 83-2860 | Rear brake operating rod ...                           | 1  |                |
| 22         | —       | Split pin ( $\frac{1}{8}$ in. x $\frac{3}{8}$ in.) ... | 1  | Reference only |
| 23         | 83-4277 | Distance piece ...                                     | 1  |                |
| 24         | 82-7387 | Adjuster nut—brake rod ...                             | 2  |                |
| 25         | 83-3024 | Rear motor plate R.H. ...                              | 1  |                |
| 26         | 83-3023 | Rear motor plate—L.H. ...                              | 1  |                |
| 27         | 14-0115 | Bolt ...   | 5  |                |
| 28         | 14-0116 | Bolt ...   | 1  |                |
| 29         | 14-1302 | Nut ...  | 6  |                |
| 30         | 60-2330 | Washer ...   | 12 |                |
| 31         | 14-0220 | Bolt ...   | 2  |                |
| 32         | 14-0221 | Bolt ...   | 2  |                |
| 33         | 14-1302 | Nut ...  | 4  |                |
| 34         | 60-2321 | Washer ...   | 8  |                |
| 35         | 83-2846 | Distance piece—L.H. ...                                | 1  |                |
| 36         | 83-2847 | Distance piece—R.H. ...                                | 1  |                |
| 37         | 21-2112 | Bolt ...   | 1  |                |
| 38         | 14-0304 | Nut ...  | 1  |                |
| 39         | 60-4251 | Washer ...   | 1  |                |
| 40         | 60-2332 | Washer ...   | 2  |                |
| 41         | 83-2848 | Distance piece—L.H. ...                                | 1  |                |
| 42         | 83-2849 | Distance piece—R.H. ...                                | 1  |                |
| 43         | 14-0254 | Bolt ...   | 1  |                |
| 44         | 14-1304 | Nut ...  | 1  |                |
| 45         | 60-2332 | Washer ...   | 1  |                |
| 46         | 83-3537 | Steady bracket motor to frame ...                      | 1  |                |
| 47         | 14-0129 | Bolt ...   | 1  |                |
| 48         | 83-3329 | Distance piece ...                                     | 1  |                |
| 49         | 60-2331 | Washer ...   | 1  |                |
| 50         | 83-4086 | Attachment plate ...                                   | 1  |                |
| Not illus. | 14-1305 | Nut ...  | 2  |                |
| Not illus. | 83-3602 | Collar ...   | 2  |                |

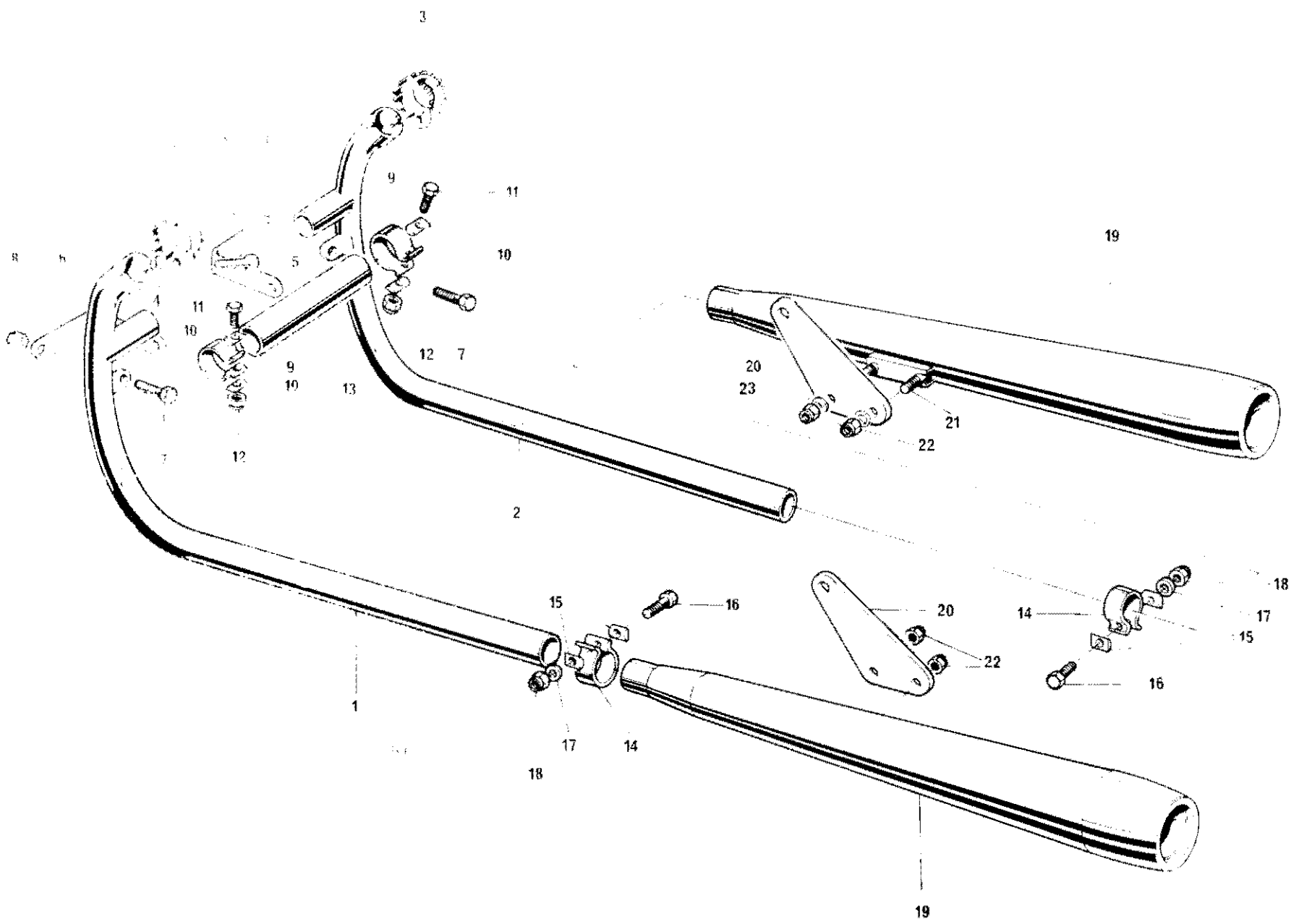
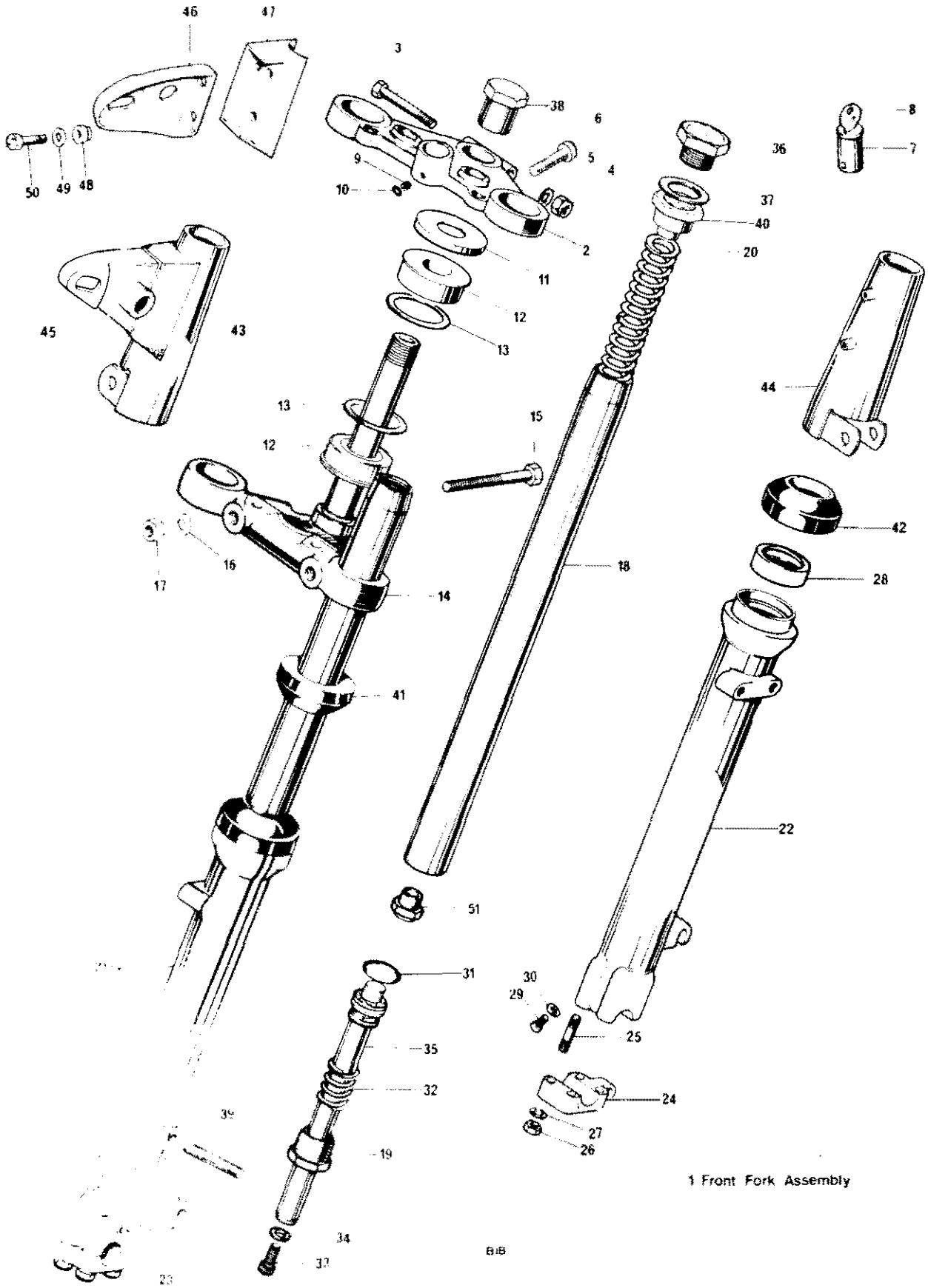


Fig. 19. EXHAUST PIPES AND MUFFLERS



**EXHAUST PIPES AND MUFFLERS, TR7RV, T140V**

|    |         |                                     |   |                                  |
|----|---------|-------------------------------------|---|----------------------------------|
| 1  | 71-3755 | Exhaust pipe—L.H.                   | 1 |                                  |
| 2  | 71-3758 | Exhaust pipe—R.H.                   | 1 |                                  |
| 3  | 71-2465 | Finned clip                         | 2 | } Exhaust pipes to cylinder head |
| 4  | 21-0778 | Nut                                 | 2 |                                  |
| 5  | 21-2186 | Screw                               | 2 |                                  |
| 6  | 70-6857 | Exhaust pipe stay                   | 2 |                                  |
| 7  | 14-2205 | Screw                               | 2 |                                  |
| 8  | 70-7471 | Nut                                 | 2 | } Exhaust pipes to coupling pipe |
| 9  | 70-7512 | Clip                                | 2 |                                  |
| 10 | 70-3768 | "D" washer                          | 4 |                                  |
| 11 | 14-0217 | Bolt                                | 2 |                                  |
| 12 | 14-1202 | Nut                                 | 2 |                                  |
| 13 | 70-9888 | Coupling pipe                       | 1 | } Exhaust pipes to mufflers      |
| 14 | 70-5874 | Clip                                | 2 |                                  |
| 15 | 70-3768 | "D" washer                          | 4 |                                  |
| 16 | 14-0219 | Bolt                                | 2 |                                  |
| 17 | 60-4247 | Washer                              | 2 |                                  |
| 18 | 14-1202 | Nut                                 | 2 | } Muffler to hanger              |
| 19 | 71-3999 | Muffler                             | 2 |                                  |
| 20 | 71-3761 | Hanger—muffler and pillion footrest | 2 |                                  |
| 21 | 14-0102 | Bolt                                | 4 | } Muffler to hanger              |
| 22 | 14-1201 | Nut                                 | 4 |                                  |
| 23 | 60-4248 | Washer                              | 4 |                                  |

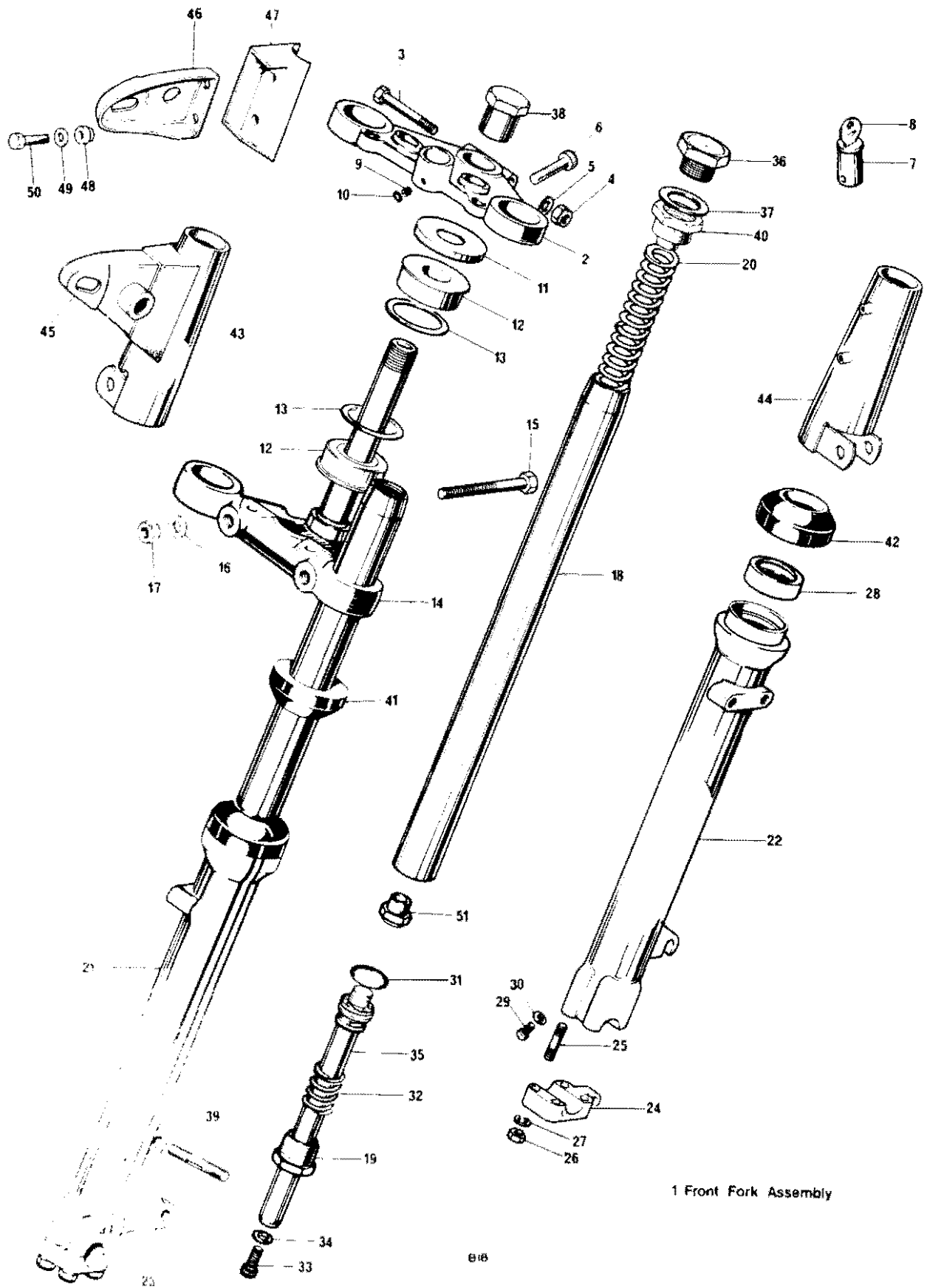


1 Front Fork Assembly

Fig. 20. TELESCOPIC FRONT FORK

**TELESCOPIC FRONT FORK**

|    |         |                                |   |  |
|----|---------|--------------------------------|---|--|
| 1  | 97-4396 | FORK ASSEMBLY                  | 1 |  |
| 2  | 97-4381 | Top Yoke                       | 1 |  |
| 3  | 14-0234 | Pinch Bolt                     | 1 |  |
| 4  | 14-1303 | Nut                            | 1 |  |
| 5  | 60-2331 | Washer                         | 1 |  |
| 6  | 14-1034 | Cap Screw                      | 2 |  |
| 7  | 82-6738 | Lock c/w 2 keys                | 1 |  |
| 8  | 60-0623 | Key (state serial no.)         | 1 |  |
| 9  | 21-0578 | Grub Screw                     | 1 |  |
| 10 | 97-2266 | Sealing Washer                 | 1 |  |
| 11 | 83-2007 | Abutment Ring                  | 2 |  |
| 12 | 97-4031 | Taper roller bearing           | 2 |  |
| 13 | 97-4028 | Dust cover                     | 2 |  |
| 14 | 97-4385 | Bottom yoke and stem           | 1 |  |
| 15 | 14-0237 | Pinch bolt                     | 1 |  |
| 15 | 97-4476 | Pinch bolt                     | 1 |  |
| 16 | 82-2184 | Washer                         | 4 |  |
| 17 | 14-1303 | Nut                            | 2 |  |
| 18 | 97-4380 | Stanchion                      | 2 |  |
| 19 | 97-4076 | End Plug                       | 2 |  |
| 20 | 97-4011 | Main Spring                    | 2 |  |
| 21 | 97-4514 | OUTER MEMBER—L.H.              | 1 |  |
| 22 | 97-4515 | OUTER MEMBER—R.H.              | 1 |  |
| 23 | 97-4456 | Cap, wheel spindle—L.H.        | 1 |  |
| 24 | 97-4457 | Cap, wheel spindle—R.H.        | 1 |  |
| 25 | 21-2102 | Stud                           | 8 |  |
| 26 | 14-0302 | Nut                            | 8 |  |
| 27 | 60-2428 | Washer                         | 8 |  |
| 28 | 97-4001 | Oil Seal                       | 2 |  |
| 29 | 97-3894 | Drain Plug                     | 2 |  |
| 30 | 97-3893 | Washer                         | 2 |  |
| 31 | 97-4003 | 'O' ring                       | 2 |  |
| 32 | 97-4009 | Recoil Spring                  | 2 |  |
| 33 | 14-1019 | Cap Screw                      | 2 |  |
| 34 | 97-4004 | Cap Screw Seal                 | 2 |  |
| 35 | 97-4325 | Damper Tube and Valve Assembly | 2 |  |
| 36 | 97-4395 | Top Cap Nut                    | 2 |  |
| 37 | 97-4166 | Washer                         | 2 |  |
| 38 | 97-4317 | Steering Stem Nut              | 1 |  |
| 39 | 21-2189 | Stud, Caliper to Outer Member  | 2 |  |
| 40 | 97-4387 | Cap Screw, Top Cap Nut         | 2 |  |
| 41 | 97-4461 | Rubber Ring, Outer Cover       | 2 |  |
| 42 | 97-4002 | Scraper Sleeve                 | 2 |  |



1 Front Fork Assembly

018

Fig. 20. TELESCOPIC FRONT FORK

**TELESCOPIC FRONT FORK (continued)**

|            |         |                                |   |  |
|------------|---------|--------------------------------|---|--|
| 43         | 97-4480 | Outer cover—L.H. ... ..        | 1 |  |
| 44         | 97-4481 | Outer cover—R.H. ... ..        | 1 |  |
| 45         | 97-4121 | Headlamp bracket—L.H. ... ..   | 1 |  |
| 46         | 97-4203 | Headlamp bracket—R.H. ... ..   | 1 |  |
| 47         | 97-2208 | Rubber mounting ... ..         | 2 |  |
| 48         | 97-2209 | Rubber buffer ... ..           | 4 |  |
| 49         | 97-2210 | Backing washer ... ..          | 4 |  |
| 50         | 21-2095 | Attachment bolt ... ..         | 4 |  |
| Not illus. | 82-6784 | Grommet, throttle cable ... .. | 1 |  |
| 51         | 97-4012 | Nut, damper valve ... ..       | 1 |  |

**ALTERNATIVE FITMENTS (NOT U.S.A.)**

|         |                                |   |  |
|---------|--------------------------------|---|--|
| 97-1510 | Gaiter—fork outer cover ... .. | 2 |  |
| 97-4406 | Outer cover—L.H. ... ..        | 1 |  |
| 97-4407 | Outer cover—R.H. ... ..        | 1 |  |

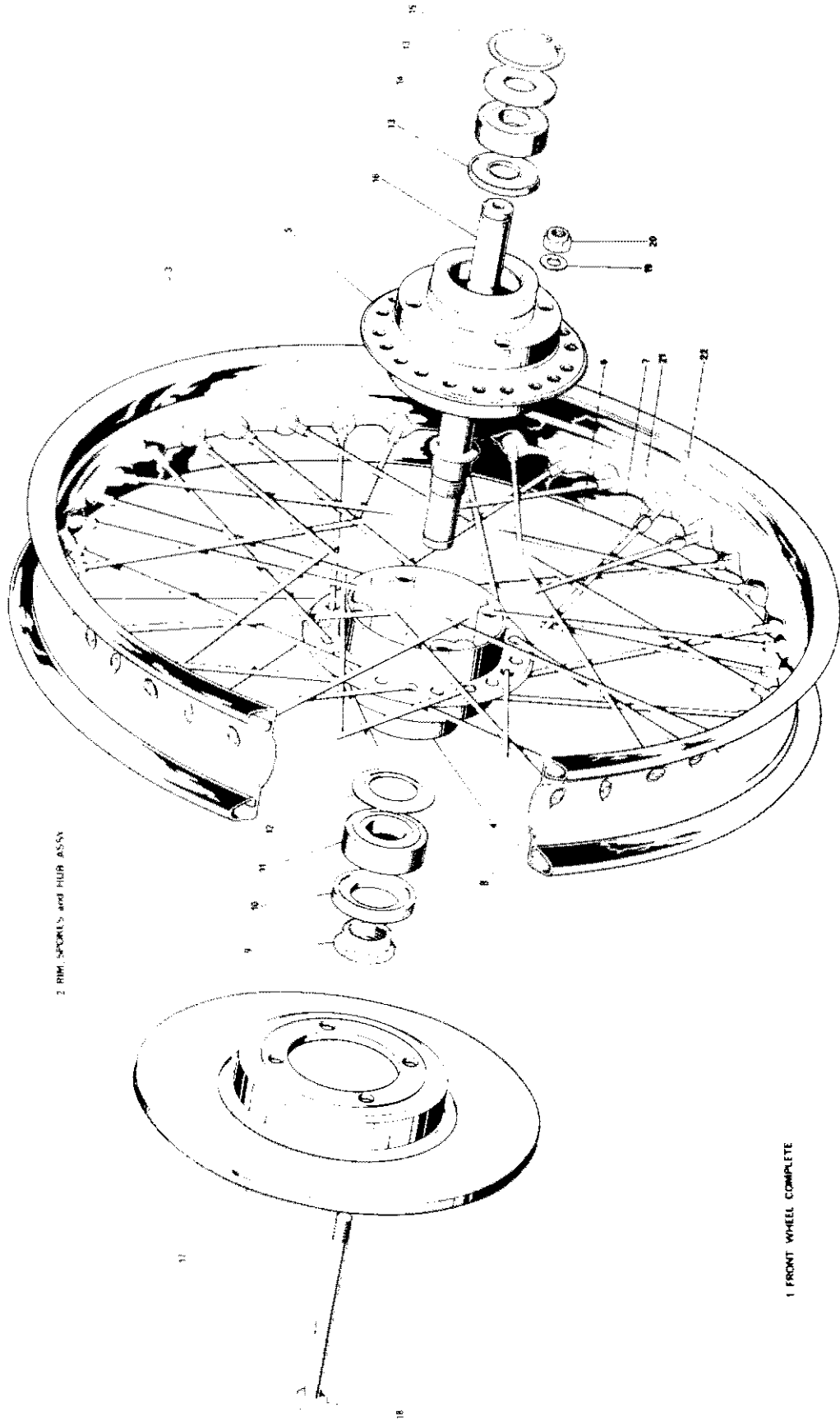


Fig. 22 FRONT WHEEL

## FRONT WHEEL

| Ref. No. | Part No. | Description                  | Quantity | Remarks     |
|----------|----------|------------------------------|----------|-------------|
| 1        | 37-4141  | FRONT WHEEL COMPLETE         | 1        |             |
| 2        | 37-4143  | RIM, SPOKES AND HUB ASSEMBLY | 1        |             |
| 3        | 37-4129  | Rim                          | 1        |             |
| 4        | 37-4126  | Hub—L.H. half                | 1        |             |
| 5        | 37-4127  | Hub—R.H. half                | 1        |             |
| 6        | 37-4131  | Spoke—Outer                  | 20       |             |
| 7        | 37-4130  | Spoke—Inner                  | 20       |             |
| 8        | 37-2294  | Spoke Nipple                 | 40       |             |
| 9        | 37-4133  | Locknut—L.H.                 | 1        |             |
| 10       | 37-4134  | Lock Ring—L.H.               | 1        |             |
| 11       | 57-1070  | Bearing—L.H.                 | 1        |             |
| 12       | 37-4135  | Grease retainer—L.H.         | 1        |             |
| 13       | 37-1237  | Dust Cover—R.H.              | 2        |             |
| 14       | 37-06S3  | Bearing—R.H.                 | 1        |             |
| 15       | 57-0280  | Circlip— R.H.                | 1        |             |
| 16       | 37-4132  | Spindle                      | 1        |             |
| 17       | 37-4136  | Disc                         | 1        |             |
| 18       | 21-2207  | Bolt                         | 4        |             |
| 19       | 60-2322  | Washer                       | 4        | Disc to hub |
| 20       | 14-1303  | Nut                          | 4        |             |
| 21       | 37-3969  | Balance weight               | As reqd. |             |
| 22       | 37-3970  | Balance weight               | As reqd. |             |

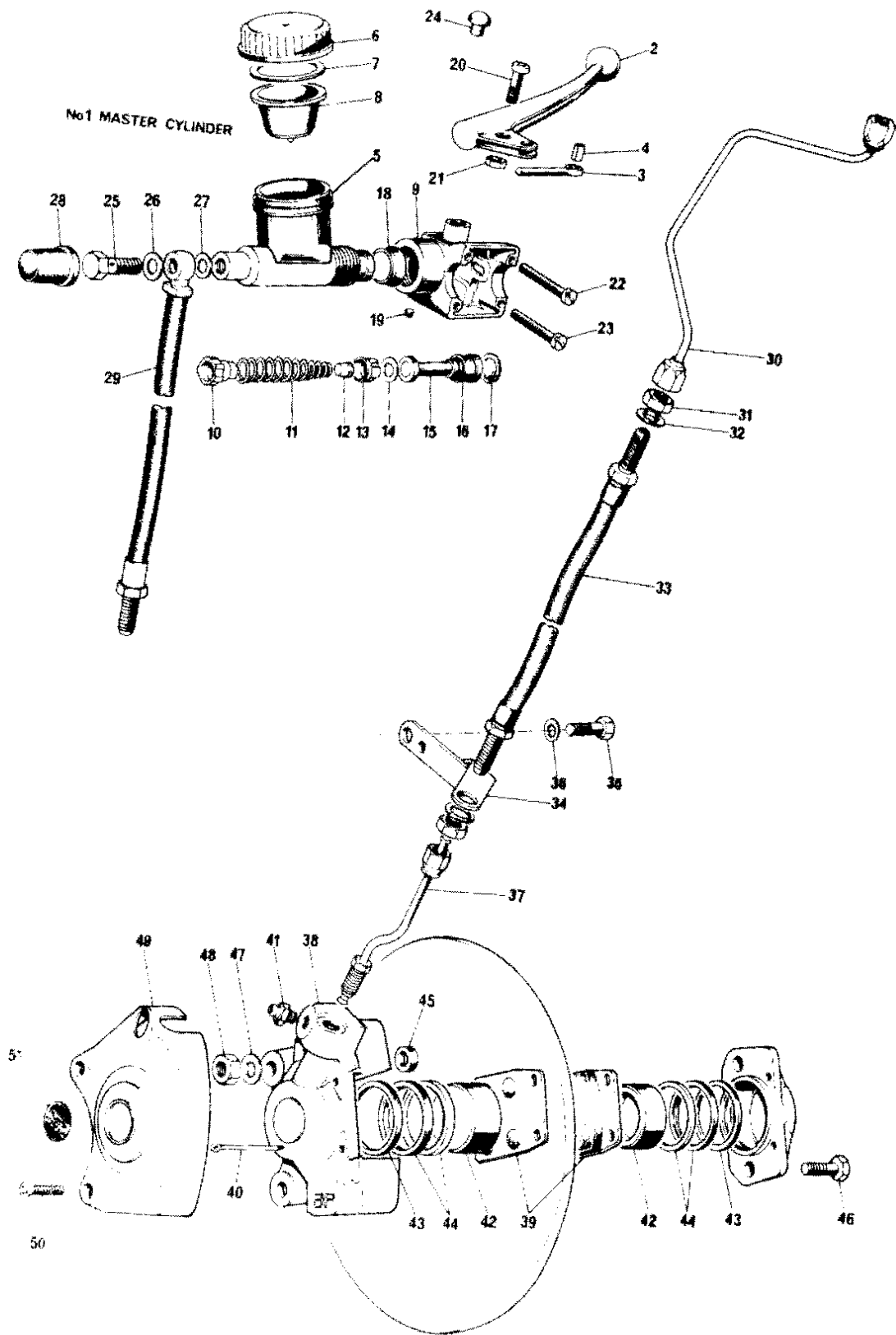


Fig. 23. FRONT BRAKE



**FRONT BRAKE**

|    |            |  |   |                |
|----|------------|--|---|----------------|
| 1  | 4222-979   | MASTER CYLINDER (60-4102)  | 1 |                |
| 2  | 60-4206    | Brake lever assembly   | 1 |                |
| 3  | 3761-270   | Piston   | 1 | Reference only |
| 4  | 3528-441   | Spiral pin   | 1 | Reference only |
| 5  | 4221-072   | Barrel and tank assembly (99-2770)                                   | 1 |                |
| 6  | 3847-240   | Cap (99-2751)  | 1 |                |
| 7  | 60-4328    | Washer   | 1 |                |
| 8  | *3818-747  | Diaphragm (99-2752)  | 1 |                |
| 9  | 3338-901   | Switch housing (99-2753)   | 1 |                |
| 10 | *4312-318  | Trap valve (99-2754)   | 1 |                |
| 11 | 3118-234   | Spring (99-2755)   | 1 |                |
| 12 | 3675-216   | Spring retainer (99-2756)  | 1 |                |
| 13 | *3842-424  | Primary cup (99-2757)  | 1 |                |
| 14 | *106418    | Piston washer (99-2758)  | 1 |                |
| 15 | 3261-542   | Piston (99-2759)   | 1 |                |
| 16 | *3871-473  | Secondary cup (99-2760)  | 1 |                |
| 17 | K29103     | Circlip (99-2761)  | 1 |                |
| 18 | *3811-420  | Rubber boot (99-2762)  | 1 |                |
| 19 | 3476-209   | Grub screw (99-2763)   | 1 |                |
| 20 | 21-2191    | Pivot screw  | 1 |                |
| 21 | 14-1201    | Nut  | 1 |                |
| 22 | 21-2192    | Screw } Switch assembly to housing                                   | 2 |                |
| 23 | 21-2194    |  |   |                |
| 24 | 70-7573    | Plug   | 1 |                |
| 25 | 30420      | Banjo bolt (60-4183)   | 1 |                |
| 26 | KL44516    | Sealing washer (60-4182)   | 1 |                |
| 27 | KL44518    | Sealing washer (60-4184)   | 1 |                |
| 28 | 60-4186    | Rubber boot  | 1 |                |
| 29 | KL58505    | Hose, master cylinder to top yoke (60-4176) used with high handlebar | 1 |                |
| 29 | KL563      | Hose, master cylinder to top yoke (60-4177) used with low handlebar  | 1 |                |
| 30 | ZT2071N    | Pipe, top yoke to bottom yoke (60-4179)                              | 1 |                |
| 31 | K24103     | Locknut (60-4180)  | 3 |                |
| 32 | K19407     | Washer (60-4181)   | 3 |                |
| 33 | KL56612    | Hose, bottom yoke to fork leg (60-4175)                              | 1 |                |
| 34 | 83-5150    | Bracket, pipe support  | 1 |                |
| 35 | 14-0103    | Bolt } Bracket to fork leg   | 2 |                |
| 36 | 60-2427    |  |   |                |
| 37 | ZTA2070N   | Pipe, fork leg to caliper (60-4178)                                  | 1 |                |
| 38 | 4823-432   | CALIPER (60-4101)  | 1 |                |
| 39 | †4741-537  | Brake pad  | 1 | Reference only |
| 40 | †K19866TP2 | Retaining pin  | 1 | Reference only |
| 41 | 3486-229   | Bleed nipple (99-2764)   | 1 |                |
| 42 | 3275-428   | Piston (99-2765)   | 2 |                |
| 43 | 96498      | Fluid seal (99-2766)   | 2 |                |
| 44 | SSB72075   | Retainer (99-2767)   | 2 |                |
| 45 | 102799     | Fluid seal   | 1 | Reference only |
| 46 | 3437-307   | Bolt, caliper halves   | 1 | Reference only |
| 47 | 60-2331    | Washer } Caliper to outer member                                     | 2 |                |
| 48 | 14-1303    |  |   |                |
| 49 | 37-4170    | Cover, caliper   | 2 |                |
| 50 | 21-2196    | Screw, cover attachment  | 2 |                |
| 51 | 60-4156    | Decal, caliper cover   | 1 |                |

\* Master cylinder repair kit 99-2768

† Brake pad kit 99-2769

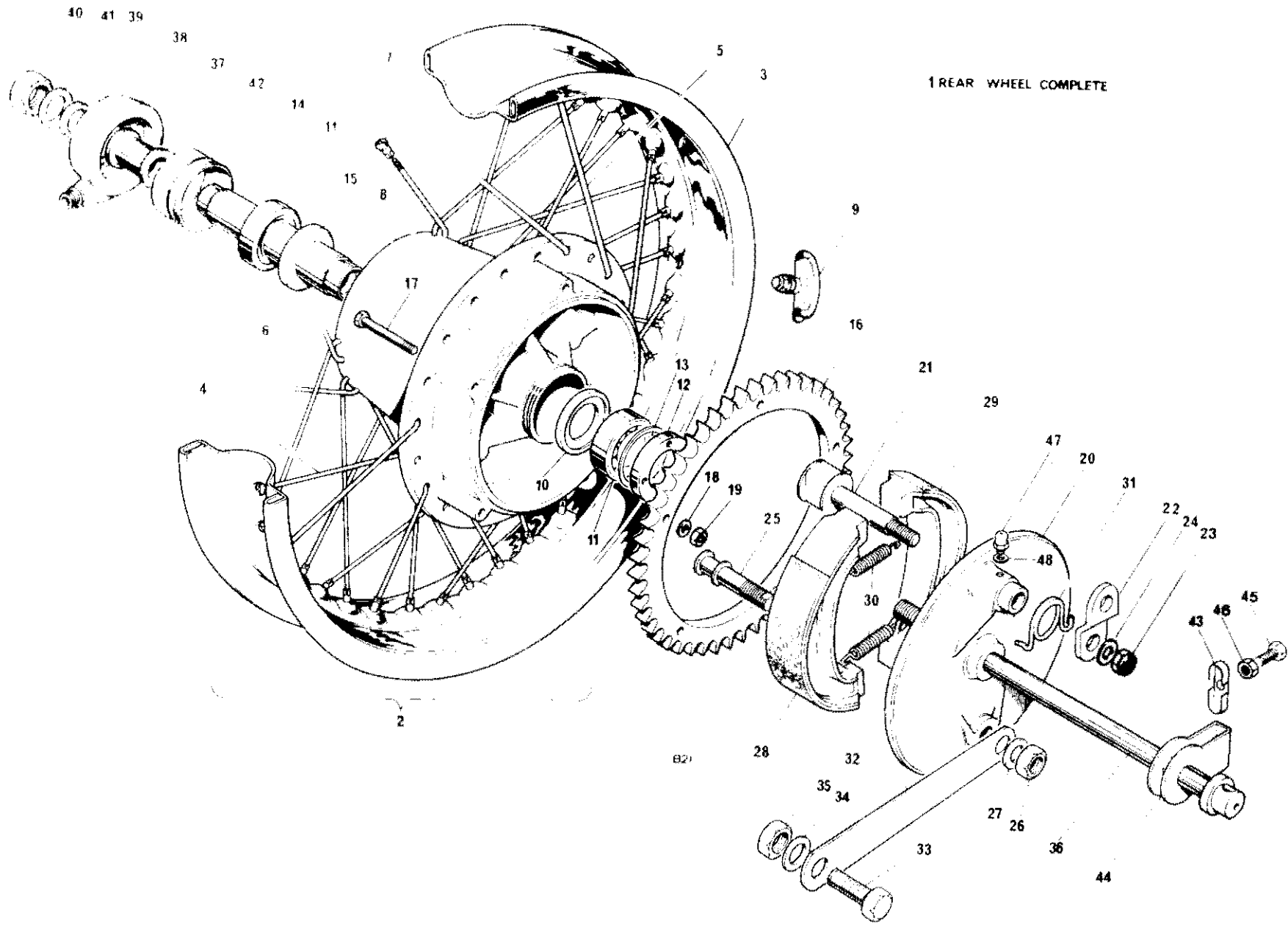


Fig 24. REAR WHEEL

**REAR WHEEL**

|    |                            |  |    |  |
|----|----------------------------|--|----|--|
| 1  | 37-3968                    | REAR WHEEL COMPLETE ... ..               | 1  |  |
| 2  | 37-4182                    | RIM SPOKES AND HUB ASSEMBLY ... ..       | 1  |  |
| 3  | 37-3784                    | Rim ... ..                               | 1  |  |
| 4  | 37-3724                    | Spoke (inner—L.H.) ... ..                | 10 |  |
| 5  | 37-3725                    | Spoke (outer—L.H.) ... ..                | 10 |  |
| 6  | 37-3726                    | Spoke—R.H. ... ..                        | 20 |  |
| 7  | 37-2294                    | Nipple... ..                             | 40 |  |
| 8  | 37-4179                    | Hub and brake drum ... ..                | 1  |  |
| 9  | 37-3468                    | Tyre security bolt... ..                 | 2  |  |
| 10 | 37-3749                    | Support ring—L.H. ... ..                 | 1  |  |
| 11 | 37-0653                    | Bearing ... ..                           | 2  |  |
| 12 | <del>37-4181</del> 37-3749 | Locking ring—L.H. ... ..                 | 1  |  |
| 13 | 37-4180                    | Spacer ... ..                            | 1  |  |
| 14 | 37-3753                    | Spacer ... ..                            | 1  |  |
| 15 | 37-1654                    | Grease retainer—R.H. ... ..              | 1  |  |
| 16 | 37-3747                    | Sprocket 47 teeth ... ..                 | 1  |  |
| 17 | 14-0207                    | Bolt ... ..                              | 5  |  |
| 18 | 60-2320                    | Washer } Sprocket to hub ... ..          | 5  |  |
| 19 | 14-1301                    | Nut } ... ..                             | 5  |  |
| 20 | 37-3856                    | Brake anchor plate ... ..                | 1  |  |
| 21 | 37-4145                    | Brake cam ... ..                         | 1  |  |
| 22 | 37-4147                    | Brake lever ... ..                       | 1  |  |
| 23 | 14-1303                    | Nut ... ..                               | 1  |  |
| 24 | 60-2331                    | Washer ... ..                            | 1  |  |
| 25 | 37-3870                    | Brake pivot ... ..                       | 1  |  |
| 26 | 14-0305                    | Nut } Brake pivot to torque arm ... ..   | 1  |  |
| 27 | 60-2431                    | Washer } ... ..                          | 1  |  |
| 28 | 37-3925                    | Brake shoe complete (leading) ... ..     | 1  |  |
| 29 | 37-3926                    | Brake shoe complete (trailing) ... ..    | 1  |  |
| 30 | 37-2328                    | Return spring (brake shoe) ... ..        | 2  |  |
| 31 | 37-4049                    | Return spring (brake lever) ... ..       | 1  |  |
| 32 | 83-2656                    | Brake torque arm ... ..                  | 1  |  |
| 33 | 14-0133                    | Bolt ... ..                              | 1  |  |
| 34 | 37-2330                    | Washer } Torque arm to frame ... ..      | 2  |  |
| 35 | 14-1304                    | Nut } ... ..                             | 1  |  |
| 36 | 37-3965                    | Wheel spindle ... ..                     | 1  |  |
| 37 | 37-3750                    | Distance piece inner ... ..              | 1  |  |
| 38 | 60-3213                    | Speedometer drive gearbox ... ..         | 1  |  |
| 39 | 37-3746                    | Distance piece outer ... ..              | 1  |  |
| 40 | 14-1307                    | Nut } Wheel spindle ... ..               | 1  |  |
| 41 | 83-2266                    | Washer } ... ..                          | 1  |  |
| 42 | 37-3751                    | Speedometer drive ring ... ..            | 1  |  |
| 43 | 83-3082                    | Cover plate—swinging arm fork end ... .. | 2  |  |
| 44 | 37-3742                    | Chain adjuster ... ..                    | 2  |  |
| 45 | 14-0107                    | Screw } Chain adjuster ... ..            | 2  |  |
| 46 | 14-0301                    | Nut } ... ..                             | 2  |  |
| 47 | 60-1841                    | Grease nipple ... ..                     | 1  |  |
| 48 | 71-2501                    | Fibre washer ... ..                      | 1  |  |

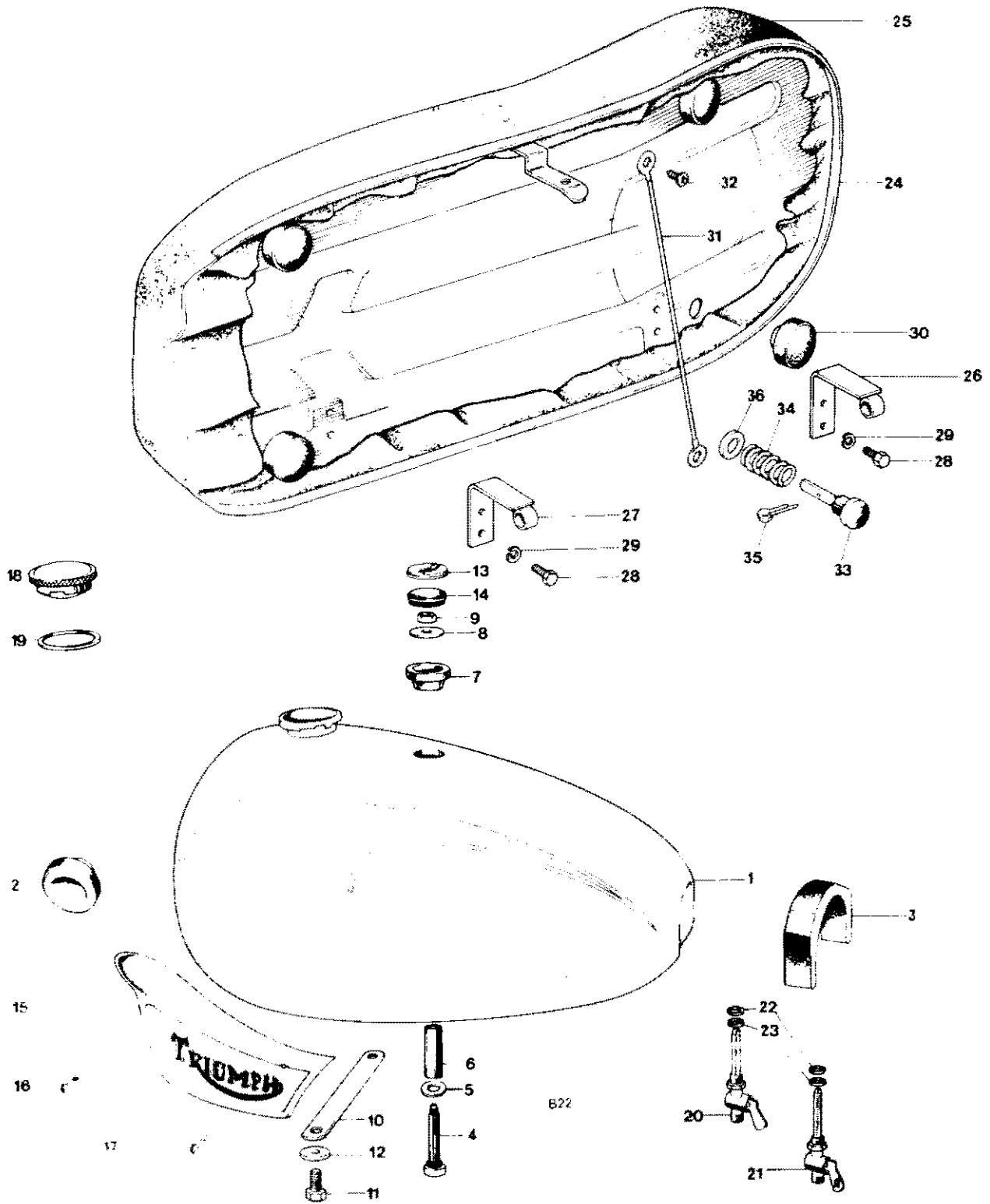


Fig. 25 GAS TANKS AND TWINSEAT

**GAS TANK AND TWINSEAT**

|    |         |   |                |       |
|----|---------|---|----------------|-------|
| 1  | 83-5413 | Gas tank (3-6 U.S. galls.)                          | 1              | T140V |
| 1  | 83-5414 | Gas tank (3-6 U.S. galls.)                          | 1              | TR7RV |
| 2  | 83-4931 | Steady rubber                                       | 2              |       |
| 3  | 83-4932 | Mounting rubber                                     | 2              |       |
| 4  | 83-4930 | Centre fixing bolt                                  | 1              |       |
| 5  | 60-2321 | Washer  | 1              |       |
| 6  | 82-9063 | Distance tube                                       | 1              |       |
| 7  | 83-4934 | Mounting rubber                                     | 1              |       |
| 8  | 83-3814 | Washer  | 1              |       |
| 9  | 14-1202 | Nut   | 1              |       |
| 10 | 83-4395 | Tie strap   | 1              |       |
| 11 | 14-0113 | Bolt  | 1              |       |
| 12 | 60-2428 | Washer  | 1              |       |
| 13 | 83-4776 | Badge—tank grommet                                  | 1              |       |
| 14 | 83-4763 | Grommet   | 1              |       |
| 15 | 82-9700 | Tank motif—L.H.                                     | 1              |       |
| 15 | 82-9701 | Tank motif—R.H.                                     | 1              |       |
| 16 | 83-1339 | Screw—front—tank motif                              | 2              |       |
| 17 | 82-7888 | Screw—rear—tank motif                               | 2              |       |
| 18 | 83-3875 | Filler cap  | 1              |       |
| 19 | 82-4048 | Joint washer  | 1              |       |
| 20 | 83-2800 | Gas tap   | 1              |       |
| 21 | 83-2801 | Gas tap—reserve                                     | 1              |       |
| 22 | 70-7351 | Tap seal  | 2              |       |
| 23 | 83-0002 | Washer  | 2              |       |
| 24 | 83-4786 | Twinseat  | 1              |       |
| 25 | 83-4789 | Twinseat cover                                      | 1              |       |
| 26 | 83-4782 | Hinge—rear  | 1              |       |
| 27 | 83-4802 | Hinge—front   | 1              |       |
| 28 | 14-0101 | Bolt  | 4              |       |
| 29 | 60-2417 | Washer  | 4              |       |
| 30 | 82-9093 | Rubber buffer                                       | 4              |       |
| 31 | 60-2087 | Check wire  | 1              |       |
| 32 | 60-2381 | Screw—self-tapping                                  | 1              |       |
| 33 | 82-7560 | Seat plunger  | 1              |       |
| 34 | 82-4228 | Spring  | 1              |       |
| 35 | —       | Split pin ( $\frac{3}{32}$ in. x $\frac{1}{2}$ in.) | Reference only |       |
| 36 | 70-1719 | Washer  | 1              |       |

**ALTERNATIVE FITMENTS (NOT U.S.A.)**

|         |                             |   |       |
|---------|-----------------------------|---|-------|
| 83-5418 | Petrol tank (4 Imp. galls.) | 1 | T140V |
| 83-5417 | Petrol tank (4 Imp. galls.) | 1 | TR7RV |
| 83-4933 | Mounting rubber             | 1 |       |
| 21-2064 | Screw—tank badge            | 4 |       |
| 60-2569 | Tank badge                  | 2 |       |
| 83-4355 | Knee grip—L.H.              | 1 |       |
| 83-4356 | Knee grip—R.H.              | 1 |       |
| 83-4118 | Tie strap                   | 1 |       |

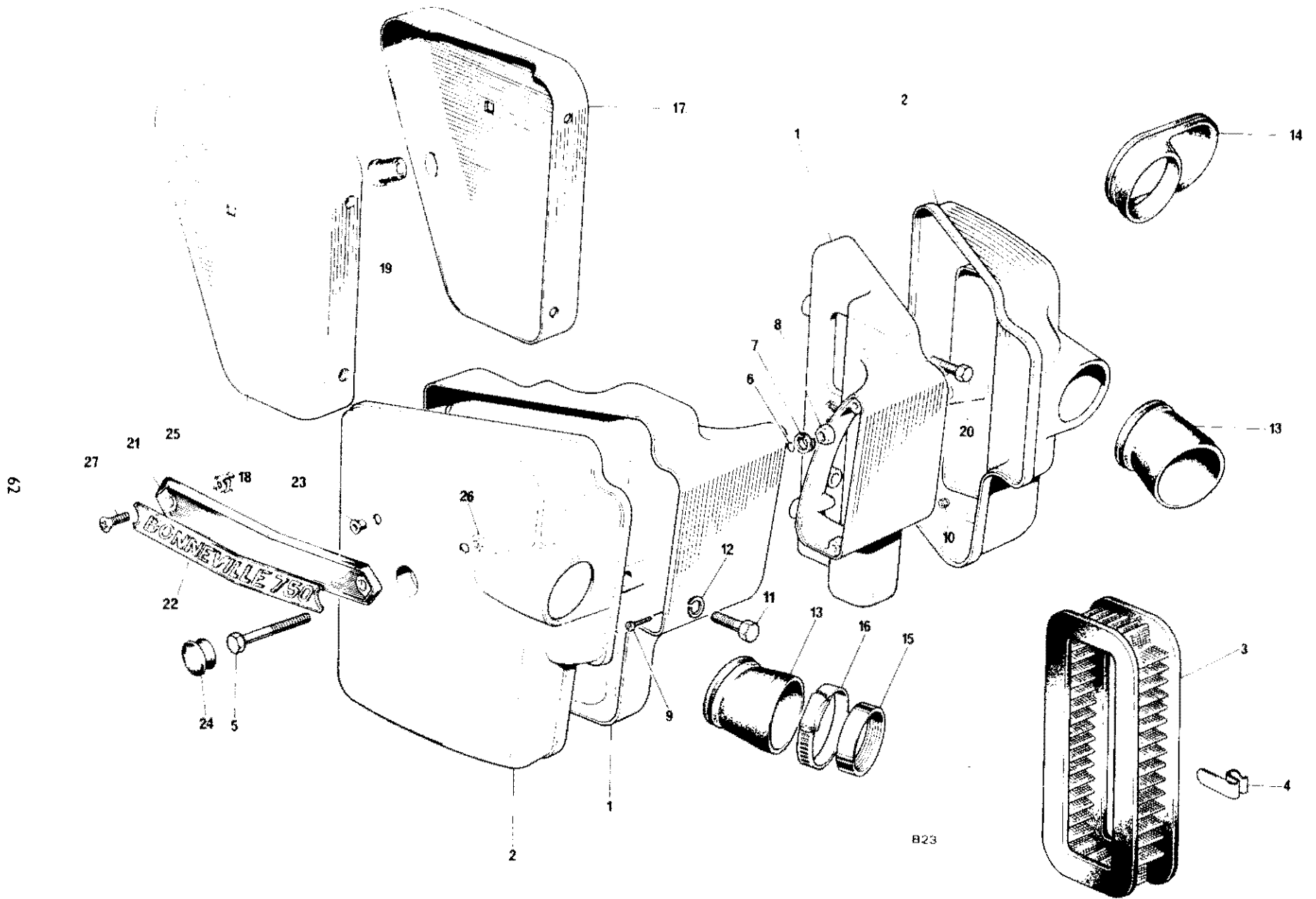


Fig. 26 AIR CLEANERS AND SIDE PANELS

**AIR CLEANER AND SIDE PANELS**

|            |         |                           |        |                         |
|------------|---------|---------------------------|--------|-------------------------|
|            | 83-5010 | AIR CLEANER ASSEMBLY—L.H. | 1      | } Twin Carb<br>T140V    |
|            | 83-5011 | AIR CLEANER ASSEMBLY—R.H. | 1      |                         |
| 1          | 83-4606 | Body—L.H.                 | 1      |                         |
| 1          | 83-4607 | Body—R.H.                 | 1      |                         |
| 2          | 83-4809 | Cover—L.H.                | 1      |                         |
| 2          | 93-4810 | Cover—R.H.                | 1      |                         |
|            | 33-5012 | AIR CLEANER ASSEMBLY—L.H. | 1      | } Single Carb<br>TR7RV  |
|            | 83-5013 | AIR CLEANER ASSEMBLY—R.H. | 1      |                         |
| 1          | 83-4845 | Body—L.H.                 | 1      |                         |
| 1          | 83-4609 | Body—R.H.                 | 1      |                         |
| 2          | 83-4807 | Cover—L.H.                | 1      |                         |
| 2          | 83-4808 | Cover—R.H.                | 1      |                         |
| 3          | 60-3618 | Element                   | 2      | } All models            |
| 4          | 83-3417 | Clip, element             | 4      |                         |
| 5          | 14-0221 | Bolt                      | 2      |                         |
| 6          | 82-8245 | Retainer                  | 2      |                         |
| 7          | 60-2438 | Washer                    | 2      |                         |
| 8          | 14-0302 | Nut                       | 2      |                         |
| 9          | 60-3539 | Screw                     | 2      |                         |
| 10         | 21-0501 | Nut                       | 2      |                         |
| 11         | 14-0218 | Bolt                      | 2      |                         |
| 12         | 60-2418 | Spring washer             | 2      |                         |
| 13         | 83-2626 | Connector pipe            | 2      | T140V                   |
| 14         | 83-5161 | Connector pipe            | 1      | TR7RV                   |
| 15         | 71-1860 | Carburetor adaptor        | 1 or 2 |                         |
| 16         | 60-3975 | Clip                      | 1 or 2 |                         |
| 17         | 83-4854 | Side panel—L.H.           | 1      |                         |
| 18         | 83-4803 | Side panel—R.H.           | 1      |                         |
| 19         | 82-6673 | Panel grommet             | 2      |                         |
| 20         | 14-0102 | Bolt                      | 4      |                         |
| 21         | 60-4150 | Name plate                | 2      |                         |
| 22         | 60-4169 | Motif                     | 2      | TR7RV                   |
| 22         | 60-4148 | Motif                     | 2      | T140V                   |
| 23         | 60-4153 | Rubber bush               | 2      |                         |
| 24         | 60-4152 | Rubber plug               | 2      |                         |
| 25         | 60-4154 | 'Spire' nut               | 2      |                         |
| 26         | 82-4717 | Nut                       | 2      | } Name plate attachment |
| 27         | 82-4129 | Screw                     | 2      |                         |
| Not illus. | 83-5236 | Rubber strip—side panel   | 2      |                         |

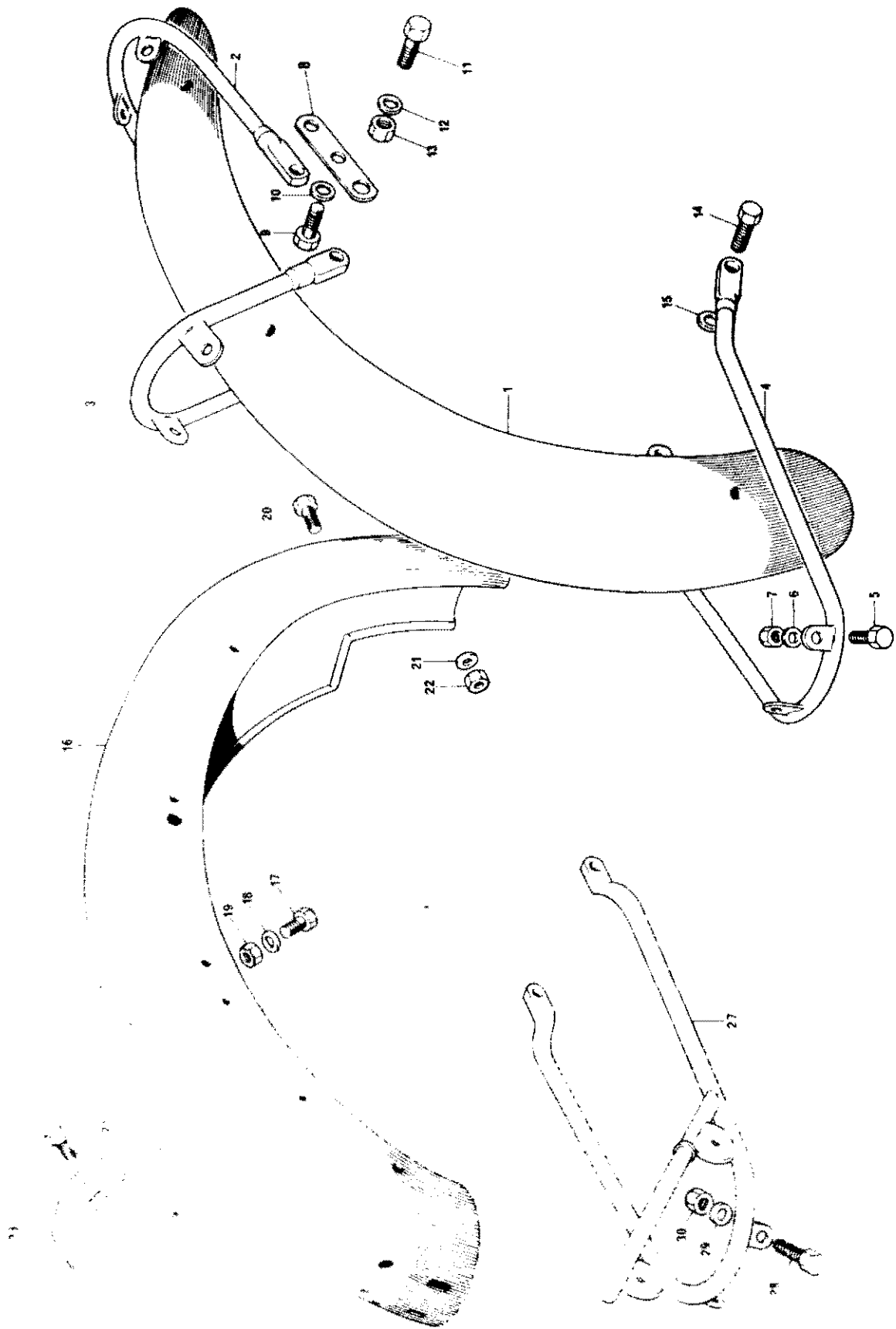


Fig. 27. FENDERS AND TAIL LAMP

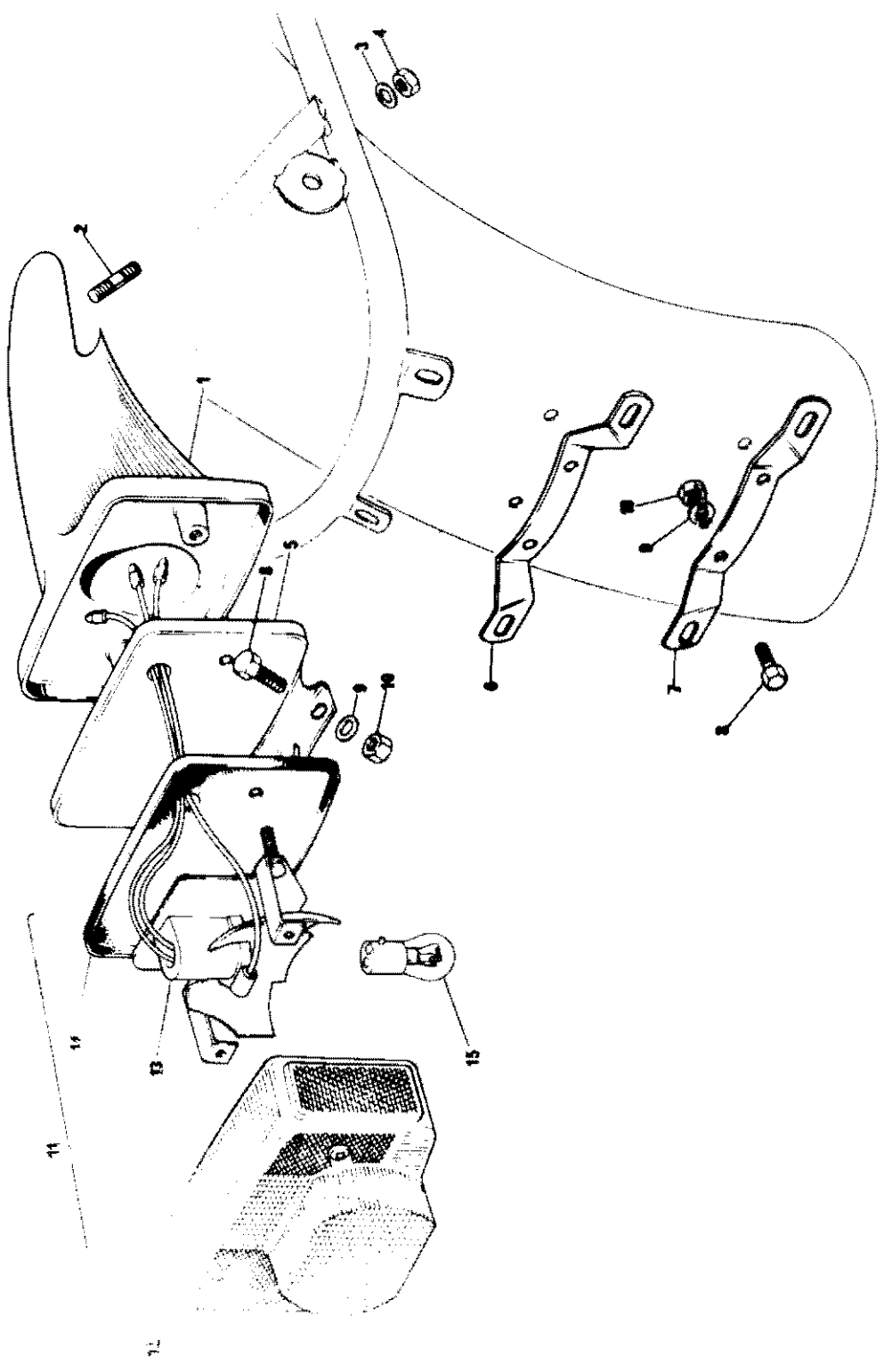


**FENDERS**

|            |         |                    |                                     |   |
|------------|---------|--------------------|-------------------------------------|---|
| 1          | 97-4439 | Front fender       | 1                                   |   |
| 2          | 97-4533 | Front stay         | 1                                   |   |
| 3          | 97-4534 | Centre stay        | 1                                   |   |
| 4          | 97-4535 | Bottom stay        | 1                                   |   |
| 5          | 14-0101 | Bolt               | } Stays to fender                   | 6 |
| 6          | 60-4245 | Washer             |                                     |   |
| 7          | 14-1201 | Nut                |                                     |   |
| 8          | 83-5151 | Bracket            | 1                                   |   |
| 9          | 14-0103 | Bolt               | } Bracket to fork leg               | 2 |
| 10         | 60-2427 | Washer             |                                     |   |
| 11         | 14-0116 | Bolt               |                                     |   |
| 12         | 60-2330 | Washer             | } Front and centre stays to bracket | 2 |
| 13         | 14-1302 | Nut                |                                     |   |
| 14         | 14-6114 | Bolt               |                                     |   |
| 15         | 60-2428 | Washer             | } Bottom stay to fork leg           | 2 |
| 16         | 83-4805 | Rear fender        |                                     |   |
| 17         | 14-0101 | Bolt               | } Fender top fixing                 | 2 |
| 18         | 60-2329 | Washer             |                                     |   |
| 19         | 14-1301 | Nut                |                                     |   |
| 20         | 14-0114 | Bolt               | } Fender front fixing               | 2 |
| 21         | 60-2330 | Washer             |                                     |   |
| 22         | 14-1302 | Nut                |                                     |   |
| 23         | 83-4600 | Bridge—rear fender | 1                                   |   |
| 24         | 14-0102 | Bolt               | } Bridge to fender                  | 2 |
| 25         | 60-2329 | Washer             |                                     |   |
| 26         | 14-1301 | Nut                |                                     |   |
| 27         | 83-5145 | Lifting handle     | 1                                   |   |
| 28         | 14-0102 | Bolt               | } Lifting handle to fender          | 2 |
| 29         | 60-2329 | Washer             |                                     |   |
| 30         | 14-1301 | Nut                |                                     |   |
| Not illus. | 97-0961 | Cable grommet      | 5                                   |   |

**ALTERNATIVE FITMENTS (NOT U.S.A.)**

|         |                    |                           |   |
|---------|--------------------|---------------------------|---|
| 97-4440 | Front mudguard     | 1                         |   |
| 83-4823 | Front number plate | 1                         |   |
| 57-1076 | Screw              | } Number plate attachment | 2 |
| 71-2448 | "O" ring           |                           |   |
| 60-4249 | Washer             |                           |   |
| 83-2726 | Rear number plate  | 1                         |   |
| 14-0101 | Bolt               | } Number plate attachment | 4 |
| 60-2329 | Washer             |                           |   |
| 14-1301 | Nut                |                           |   |



C59

Fig. 28. TAIL LAMP AND SUPPORT

**TAIL LAMP AND SUPPORT**

|            |          |                                       |   |  |
|------------|----------|---------------------------------------|---|--|
| 1          | 83-4774  | Tail lamp support                     | 1 |  |
| 2          | 21-2225  | Stud                                  | 1 |  |
| 3          | 60-4250  | Washer                                | 1 | } Tail lamp support to fender                    |
| 4          | 14-0301  | Nut                                   | 1 |  |
| 5          | 83-5001  | Support plate                         | 1 |  |
| 6          | 83-4784  | Rear no. plate bracket—top            | 1 |  |
| 7          | 82-6850  | Rear bo. plate bracket—bottom         | 1 |  |
| 8          | 14-0102  | Bolt                                  | 4 | } No. plate brackets and support plate to fender |
| 9          | 60-2329  | Washer                                | 4 |  |
| 10         | 14-1301  | Nut                                   | 4 |  |
| Not illus. | 83-4806  | Wiring protector                      | 1 |  |
| 11         | 56513    | STOP—TAIL LAMP—L917 (99-1252)         | 1 |  |
| 12         | 54584930 | Lens (complete with screws) (99-1257) | 1 |  |
| 13         | 54534931 | Base assembly                         |   | Reference only                                   |
| 14         | 54583924 | Gasket                                |   | Reference only                                   |
| 15         | 380      | Bulb (99-0542)                        | 1 |  |
| Not illus. | 60-4103  | Cable grommet                         | 5 |  |
| Not illus. | 60-3748  | Decal '5 SPEED'                       | 1 |  |
| Not illus. | 83-5105  | Grommet                               | 2 |  |

60-3539

T/L. SCREW

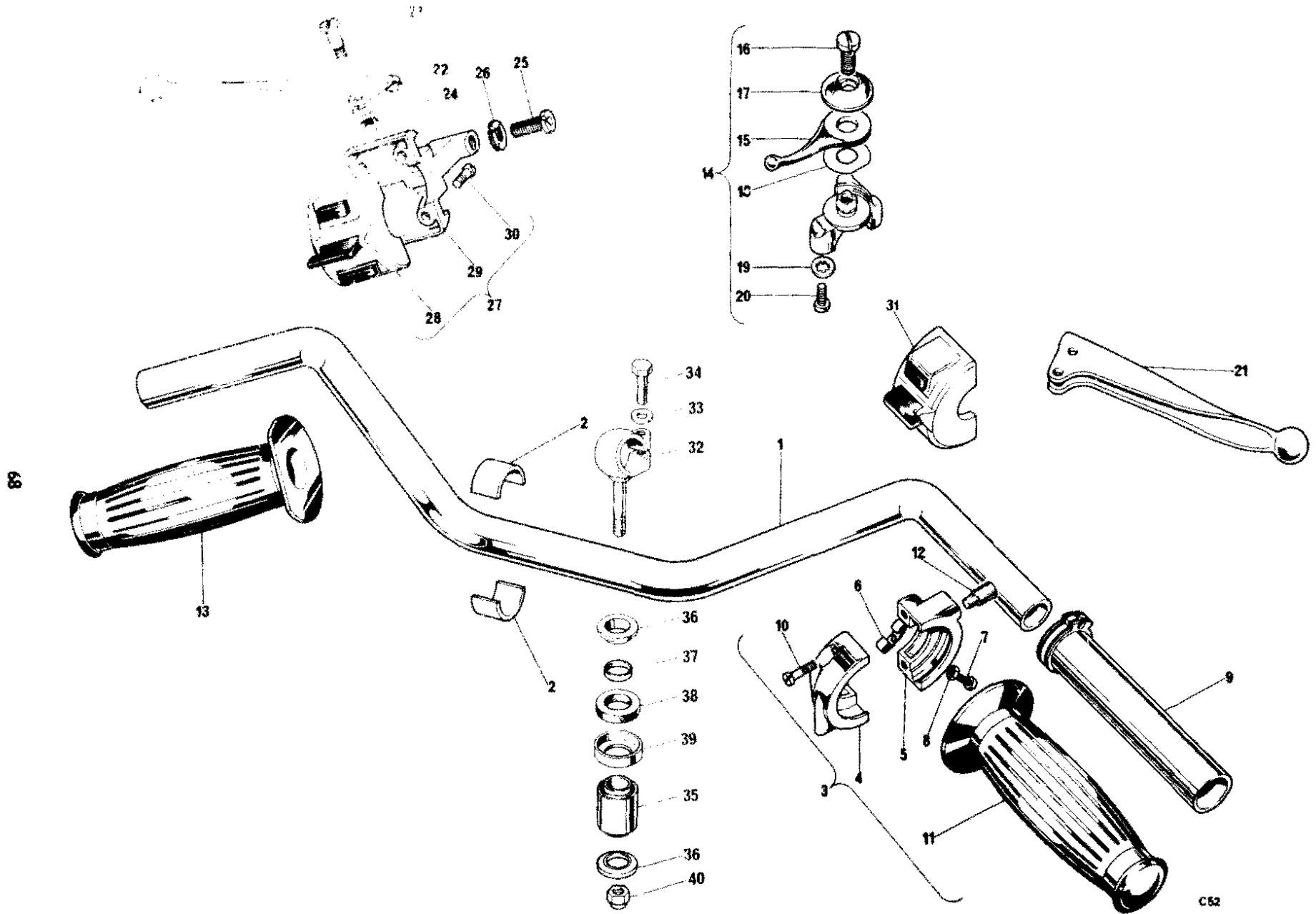


Fig. 29. HANDLEBAR AND CONTROL LEVERS

C52

| Ref. No. | Part No. | DESCRIPTION | QUANTITY | REMARKS |
|----------|----------|-------------|----------|---------|
|----------|----------|-------------|----------|---------|

### HANDLEBARS AND CONTROL LEVERS

|    |          |  |                |  |
|----|----------|--|----------------|--|
| 1  | 97-4411  | Handlebar (high) ... ..                | 1              |  |
| 1  | 97-4300  | Handlebar (low) ... ..                 | Alternative    |  |
| 2  | 97-1425  | Sleeve, handlebar mounting ... ..      | 4              |  |
| 3  | 16/364   | TWISTGRIP (99-0248) ... ..             | 1              |  |
| 4  | 16/328   | Body, top half (99-0245) ... ..        | 1              |  |
| 5  | 16/329   | BODY, BOTTOM HALF (99-0246) ... ..     | 1              |  |
| 6  | 16/008   | Friction spring ... ..                 | Reference only |  |
| 7  | 16/009   | Screw ... ..                           | Reference only |  |
| 8  | 16/010   | Locknut ... ..                         | Reference only |  |
| 9  | 99-0244  | Rotor ... ..                           | 1              |  |
| 10 | 11/013   | Screw (99-0225) ... ..                 | 2              |  |
| 11 | 97-0958  | Grip ... ..                            | 1              |  |
| 12 | 16/011   | Cable stop (99-0241) ... ..            | 1              |  |
| 13 | 97-2124  | Grip ... ..                            | 1              |  |
| 14 | 60-3567  | AIR CONTROL LEVER ... ..               | 1              |  |
| 15 | 12/556   | Lever ... ..                           | Reference only |  |
| 16 | 12/607   | Bolt ... ..                            | Reference only |  |
| 17 | 12/606   | Cap ... ..                             | Reference only |  |
| 18 | 12/033   | Spring washer ... ..                   | Reference only |  |
| 19 | 60-4256  | Shakeproof washer ... ..               | 2              |  |
| 20 | 60-3896  | Screw ... ..                           | 2              |  |
| 21 | *60-4391 | Front brake lever ... ..               | Reference only |  |
| 22 | 60-3981  | Clutch lever ... ..                    | 1              |  |
| 23 | 21-2048  | Pivot pin ... ..                       | 1              |  |
| 24 | 14-1201  | Nut ... ..                             | 1              |  |
| 25 | 60-3585  | Adjuster ... ..                        | 2              |  |
| 26 | 60-3586  | Lockring ... ..                        | 2              |  |
| 27 | 39595    | HANDLEBAR SWITCH—L.H. ... ..           | Reference only |  |
| 28 | 54033666 | Switch half (99-1235) ... ..           | 1              |  |
| 29 | 54340882 | Lever half (99-1187) ... ..            | 1              |  |
| 30 | 54115246 | Screw (99-1188) ... ..                 | 4              |  |
| 31 | 54033751 | Handlebar switch—R.H. (99-1268) ... .. | 1              |  |
| 32 | 97-2291  | Handlebar eyebolt ... ..               | 2              |  |
| 33 | 82-1335  | Washer ... ..                          | 2              |  |
| 34 | 21-0589  | Bolt ... ..                            | 2              |  |
| 35 | 97-1527  | Metalastic bush ... ..                 | 2              |  |
| 36 | 97-1529  | Hemispherical washer ... ..            | 4              |  |
| 37 | 97-1581  | Distance piece ... ..                  | 2              |  |
| 38 | 97-1580  | Rubber washer ... ..                   | 2              |  |
| 39 | 97-2221  | Cup ... ..                             | 2              |  |
| 40 | 14-1303  | Nut ... ..                             | 2              |  |

\*Front brake and master cylinder details are shown on page 57

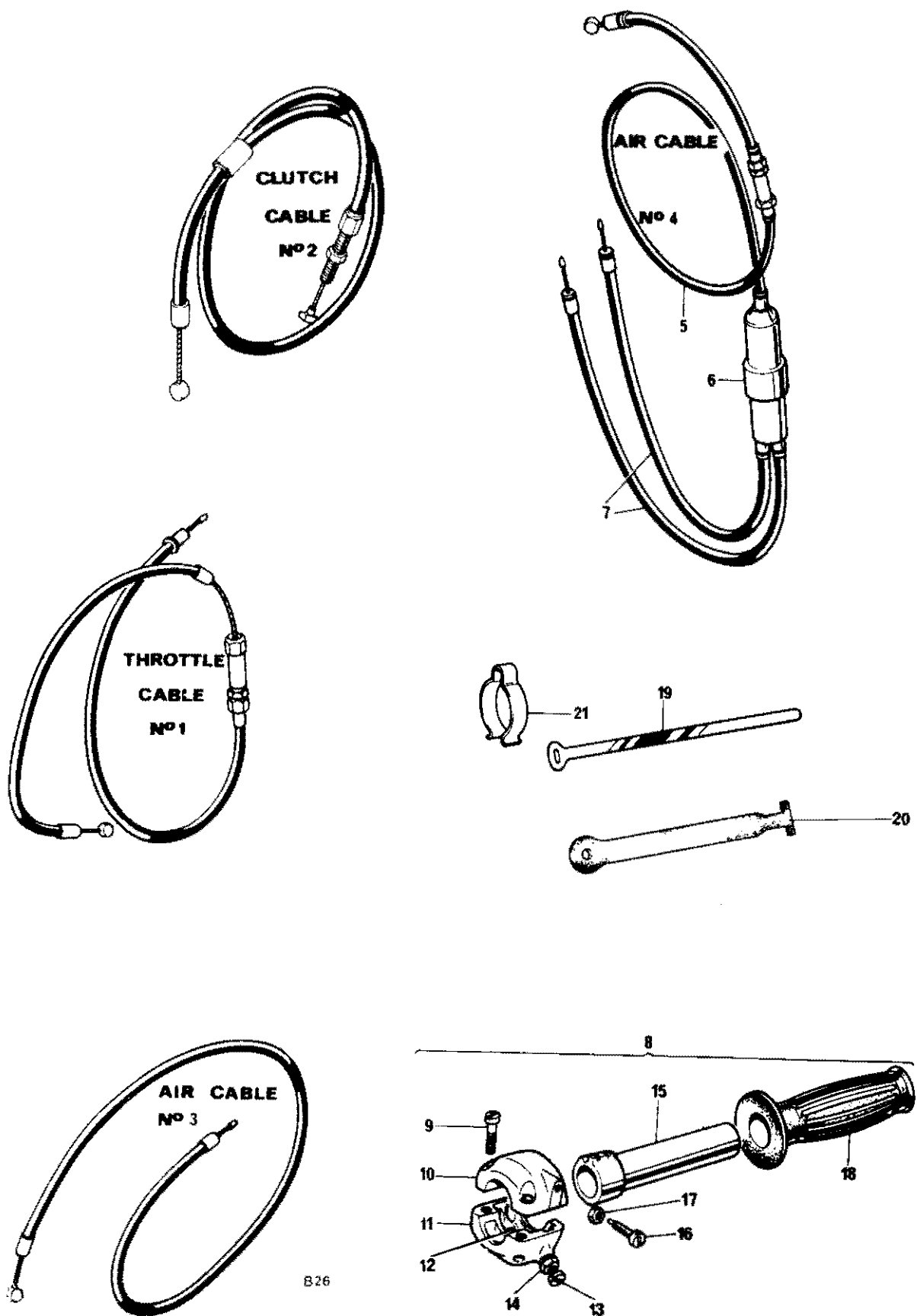


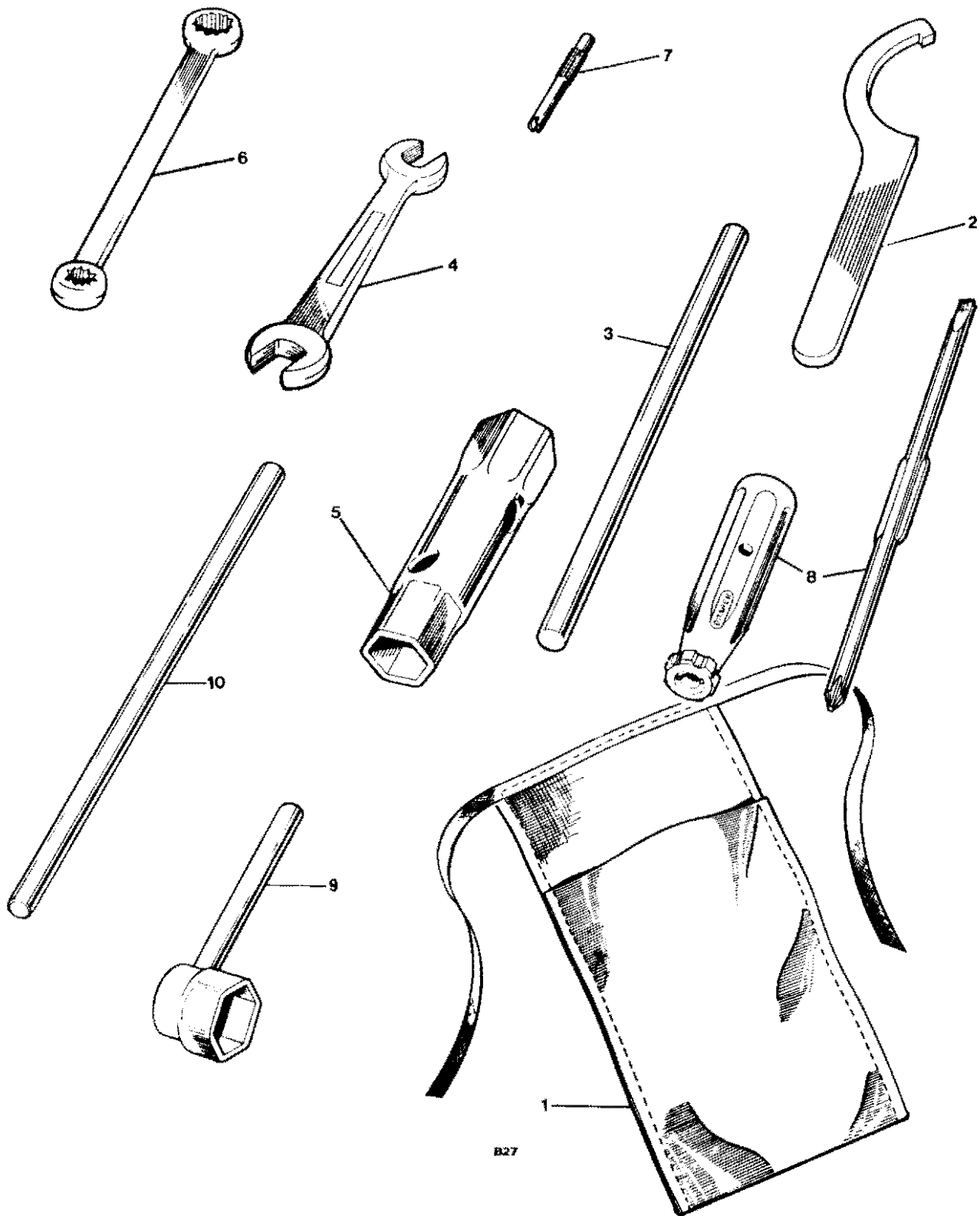
Fig. 30. CONTROL CABLES

**CONTROL CABLES**

|    |         |  |    |                |
|----|---------|--|----|----------------|
| 1  | 60-1819 | Throttle cable ... ..                    | 2  | T140V          |
| 1  | 60-1806 | Throttle cable ... ..                    | 1  | TR7RV          |
| 2  | 60-3925 | Clutch cable ... ..                      | 1  |                |
| 3  | 60-4194 | Air control cable ... ..                 | 1  | TR7RV          |
| 4  | 60-4126 | AIR CONTROL CABLE ... ..                 | 1  | T140V          |
| 5  | 60-4127 | Cable, lever to junction box ... ..      | 1  |                |
| 6  | 244/104 | Junction box (99-0341) ... ..            | 1  |                |
| 7  | 60-4128 | Cable, junction box to carburetor ... .. | 2  |                |
| 8  | 313/13  | TWIN ROTOR TWISTGRIP (99-0347) ... ..    | 1  | T140V          |
| 9  | 18/084  | Screw ... ..                             |    | Reference only |
| 10 | 313/020 | Body, top half ... ..                    |    | Reference only |
| 11 | 313/021 | BODY, BOTTOM HALF ... ..                 |    | Reference only |
| 12 | 16/008  | Friction spring ... ..                   |    | Reference only |
| 13 | 210/007 | Screw ... ..                             |    | Reference only |
| 14 | 5/077   | Nut ... ..                               |    | Reference only |
| 15 | 313/004 | Rotor ... ..                             |    | Reference only |
| 16 | 210/008 | Rotor stop screw ... ..                  |    | Reference only |
| 17 | 5/077   | Nut—rotor stop screw ... ..              |    | Reference only |
| 18 | 97-2125 | Grip ... ..                              | 1  |                |
| 19 | 60-0777 | Cable clip ... ..                        | 2  |                |
| 20 | 60-4258 | Cable clip ... ..                        | 15 |                |
| 21 | 97-4112 | Handlebar clip ... ..                    | 4  |                |

**ALTERNATIVE FITMENTS (NOT U.S.A.)**

|         |                       |   |       |
|---------|-----------------------|---|-------|
| 60-0732 | Throttle cable ... .. | 1 | T140V |
| 60-0746 | Throttle cable ... .. | 1 | TR7RV |
| 60-4168 | Clutch cable ... ..   | 1 |       |

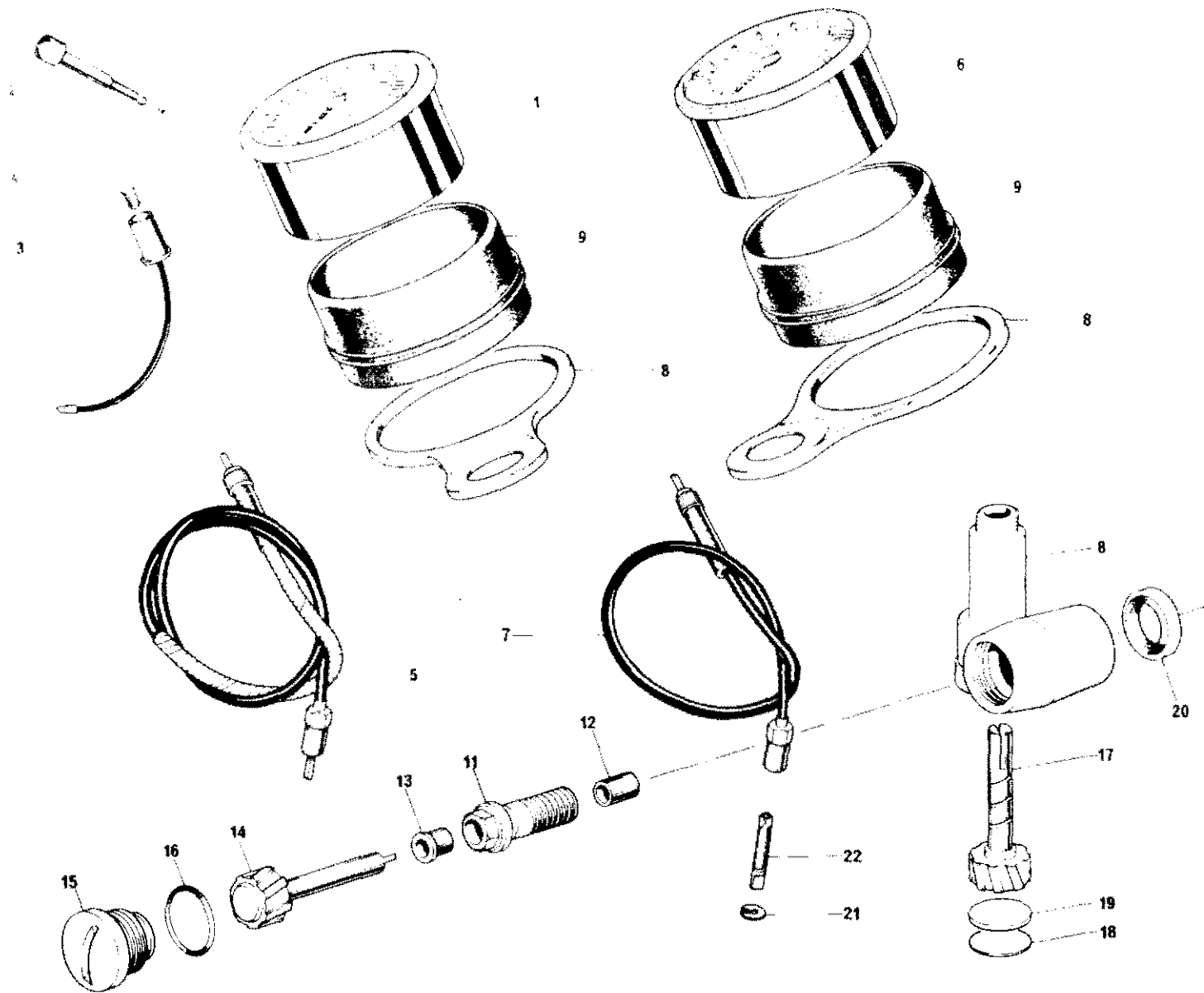


B27

Fig. 31. TOOLKIT



| Ref. No.       | Part No. | DESCRIPTION                          | QUANTITY  | REMARKS |
|----------------|----------|--------------------------------------|-----------|---------|
| <b>TOOLKIT</b> |          |                                      |           |         |
|                | 60-2112  | TOOLKIT COMPLETE                     | 1         |         |
| 1              | 60-0291  | Tool roll ... ..                     | 1         |         |
| 2              | 60-2184  | Damper unit spanner ... ..           | 1         |         |
| 3              | 60-1911  | Tommy bar ... ..                     | 1         |         |
| 4              | 60-2084  | Spanner — open ended ... ..          | 1         |         |
| 5              | 60-0971  | Box spanner ... ..                   | 1         |         |
| 6              | 60-1907  | Ring spanner ... ..                  | 1         |         |
| 7              | 60-0974  | Tyre valve key ... ..                | 1         |         |
| 8              | 60-0767  | Screw driver ... ..                  | 1         |         |
| 9              | 60-1050  | Plug spanner ... ..                  | 1         |         |
| 10             | 60-3711  | Tommy bar, rear wheel spindle ... .. | 1         |         |
| Not illus.     | 60-2599  | Licence holder ... ..                | Available |         |



10 TACHOMETER GEARBOX COMPLETE

B28

Fig. 32. SPEEDOMETER AND TACHOMETER

**SPEEDOMETER AND TACHOMETER**

| Ref. No.   | Part No.      | DESCRIPTION                           | QUANTITY | REMARKS                   |
|------------|---------------|---------------------------------------|----------|---------------------------|
| 1          | SSM5007/00    | Speedometer head (60-2394) ... ..     | 1        |                           |
| 1          | SSM5007/01    | Speedometer head—KPH (60-2395) ... .. | 1        | Alternative               |
| 2          | 41-148-203-10 | Trip control (99-0176) ... ..         | 1        |                           |
| 3          | 54959626      | Bulb holder ... ..                    | 1        | Reference only            |
| 4          | 643           | Bulb (3W.MES) ... ..                  | 1        | Reference only            |
| 5          | 60-3376       | Speedometer cable ... ..              | 1        |                           |
| 6          | RSM3003/13    | Tachometer head (60-2396) ... ..      | 1        |                           |
| 7          | 60-3933       | Tachometer cable ... ..               | 1        |                           |
| 8          | 97-4026       | Mounting bracket ... ..               | 2        |                           |
| 9          | 60-2600       | Rubber cup ... ..                     | 2        |                           |
| 10         | 71-2475       | TACHOMETER GEARBOX ... ..             | 1        |                           |
| 11         | 70-9332       | SECURING SCREW ... ..                 | 1        |                           |
| 12         | 70-5156       | Bush ... ..                           | 1        | Reference only            |
| 13         | 70-5155       | Flanged bush ... ..                   | 1        | Reference only            |
| 14         | 70-5157       | Driving gear ... ..                   | 1        |                           |
| 15         | 71-2480       | End cap ... ..                        | 1        |                           |
| 16         | 60-3355       | 'O' ring ... ..                       | 1        |                           |
| 17         | 71-2653       | Driven gear ... ..                    | 1        |                           |
| 18         | 71-2481       | Welch washer ... ..                   | 1        |                           |
| 19         | 71-2482       | Spacer ... ..                         | 1        |                           |
| 20         | 70-7351       | Sealing washer ... ..                 | 1        |                           |
| 21         | 60-0494       | Circlip ... ..                        | 1        |                           |
| 22         | 31-371-398    | Spade (99-0173) ... ..                | 1        |                           |
| Not illus. | 60-2391       | Washer                                | 4        | Speedo and Tacho mounting |
| Not illus. | 21-0778       | Nut                                   |          |                           |

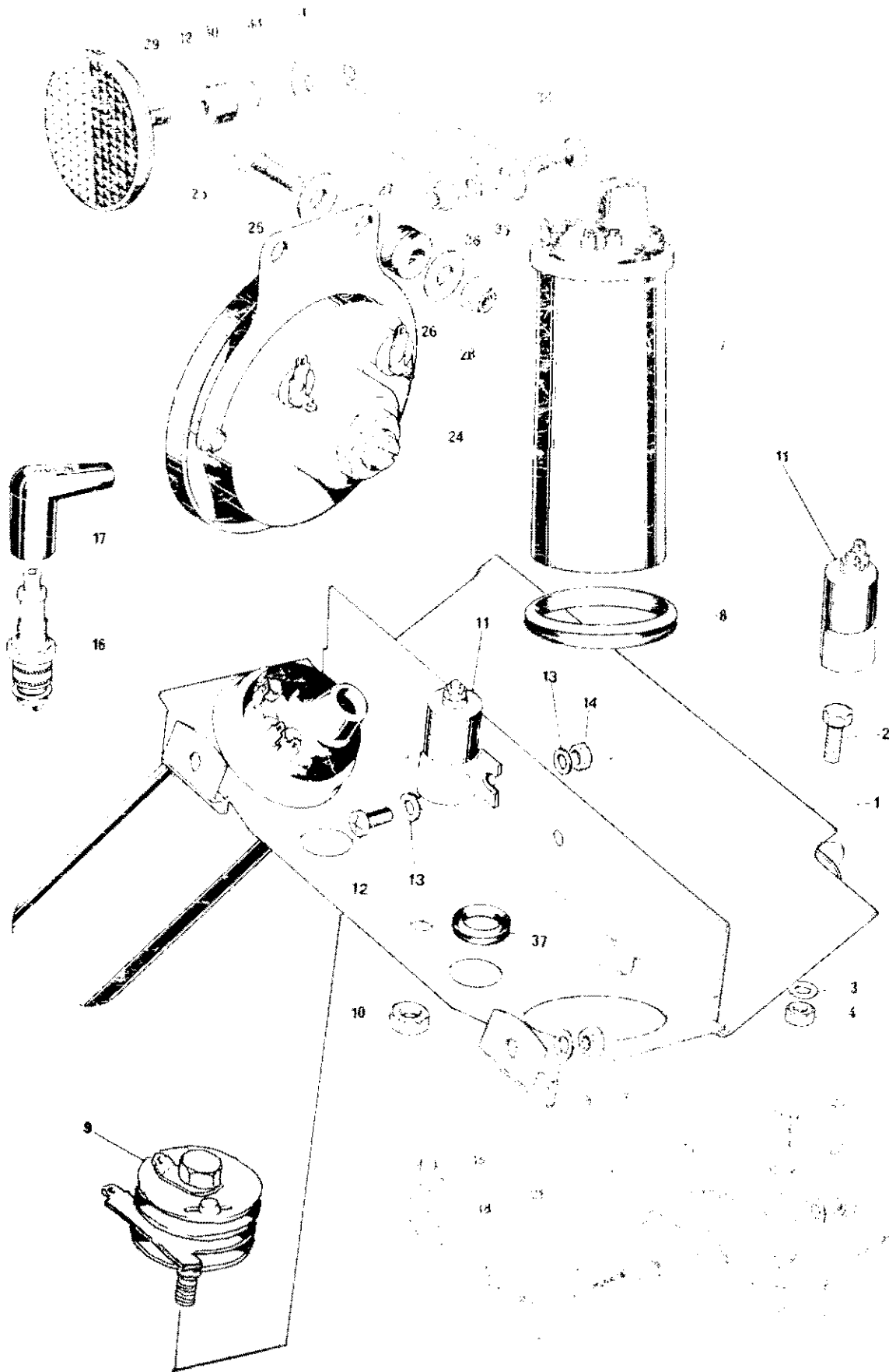


Fig. 33. COIL, CAPACITOR PACK, FLASHER UNIT, ZENER DIODE AND HORN

**ELECTRICAL COMPONENTS**

|    |          |   |   |                                   |
|----|----------|---|---|-----------------------------------|
| 1  | 83-4601  | Mounting platform—electrical components | 1 |                                   |
| 2  | 14-0102  | Bolt                                    | 2 |                                   |
| 3  | 60-2329  | Washer                                  | 2 | Mounting platform attachment—rear |
| 4  | 14-1201  | Nut                                     | 2 |                                   |
| 5  | 14-1301  | Nut                                     | 2 | Front attachment                  |
| 6  | 60-2329  | Washer                                  | 2 |                                   |
| 7  | 45223    | Ignition coil (17-M-12) (60-2203)       | 2 |                                   |
| 8  | 82-9561  | Coil grommet                            | 2 |                                   |
| 9  | 49072    | Rectifier (99-0589)                     | 1 |                                   |
| 10 | 82-5338  | Nut                                     | 1 |                                   |
| 11 | 54441582 | Condenser (99-0776)                     | 2 |                                   |
| 12 | 21-2079  | Screw                                   | 2 | Condenser attachment              |
| 13 | 60-2391  | Washer                                  | 4 |                                   |
| 14 | 21-0778  | Nut                                     | 2 |                                   |
| 15 | 49345    | Zener diode (99-0590)                   | 1 |                                   |
| 16 | N3       | Sparking plug                           |   | Reference only                    |
| 17 | 60-0262  | Plug cover (Champion WC 200)            | 2 |                                   |
| 18 | 35048    | Flasher unit (99-1201)                  | 1 |                                   |
| 19 | 54385091 | Clip, flasher unit (99-1204)            | 1 |                                   |
| 20 | 60-3614  | Spring                                  | 1 | Flasher unit attachment           |
| 21 | 21-2079  | Screw                                   | 2 |                                   |
| 22 | 60-2391  | Washer                                  | 3 |                                   |
| 23 | 21-0778  | Nut                                     | 2 |                                   |
| 24 | 70228    | Horn—6H (99-1245)                       | 1 |                                   |
| 25 | 14-0103  | Bolt                                    | 2 | Horn attachment                   |
| 26 | 60-2347  | Washer                                  | 4 |                                   |
| 27 | 60-3161  | Grommet                                 | 2 |                                   |
| 28 | 14-1301  | Nut                                     | 2 |                                   |
| 29 | 57183    | Reflector—Amber (99-1161)               | 2 |                                   |
| 30 | 60-2391  | Washer                                  | 2 | Reflector mounting                |
| 31 | 82-4717  | Nut                                     | 2 |                                   |
| 32 | 83-3522  | Mounting rubber                         | 2 |                                   |
| 33 | 83-3764  | Reflector bracket                       | 2 |                                   |
| 34 | 21-2120  | Bolt                                    | 4 | Bracket to frame                  |
| 35 | 60-2391  | Washer                                  | 4 |                                   |
| 36 | 21-0778  | Nut                                     | 4 |                                   |

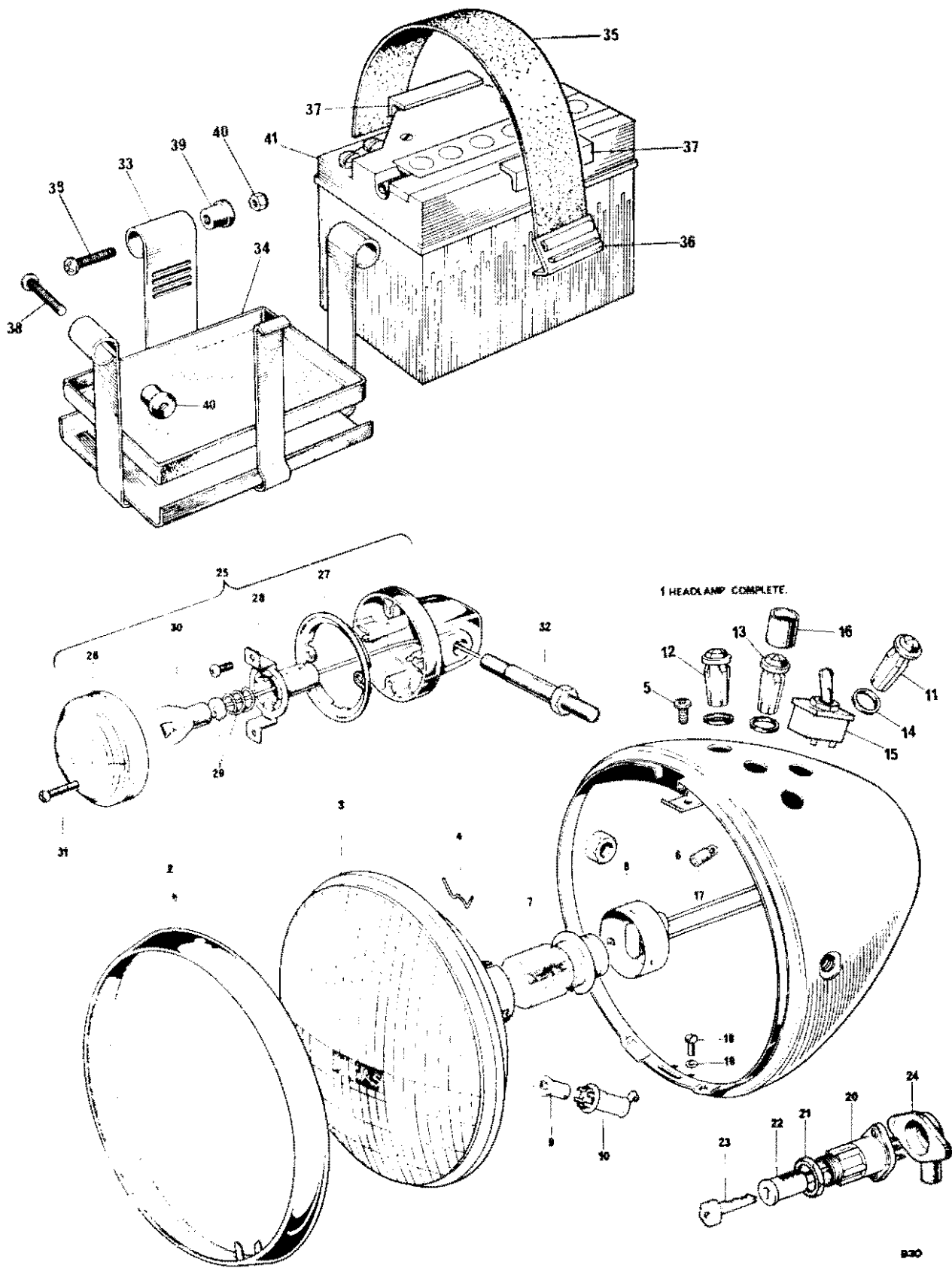


Fig. 34. HEADLAMP AND FLASHER LAMPS

| Ref. No.                          | Part No. | DESCRIPTION                       | QUANTITY | REMARKS                    |
|-----------------------------------|----------|-----------------------------------|----------|----------------------------|
| <b>HEADLAMP AND FLASHER LAMPS</b> |          |                                   |          |                            |
| 1                                 | 60512    | HEADLAMP COMPLETE (99-1267)       | 1        |                            |
| 2                                 | 553248   | Rim (99-0692)                     | 1        |                            |
| 3                                 | 516801   | Light unit (99-1156)              | 1        |                            |
| 4                                 | 504665   | Fixing wire (99-0683)             | 6        |                            |
| 5                                 | 144921   | Screw                             |          | Reference only             |
| 6                                 | 534296   | Plate                             |          | Reference only             |
| 7                                 | 370      | Main bulb (45-35W) (99-1214)      | 1        |                            |
| 8                                 | 554602   | Bulbholder                        |          | Reference only             |
| 9                                 | 989      | Pilot bulb (99-0548)              | 1        |                            |
| 10                                | 54573590 | Pilot bulbholder (99-1213)        | 1        |                            |
| 11                                | 54363454 | Warning light (Red) (99-1208)     | 1        |                            |
| 12                                | 54363455 | Warning light (Green) (99-1209)   | 1        |                            |
| 13                                | 54363453 | Warning light (Amber) (99-1207)   | 1        |                            |
| 14                                | 54140331 | Sealing washer (99-1210)          | 3        |                            |
| 15                                | 34419    | Light switch (99-1251)            | 1        |                            |
| 16                                | 54525212 | Shield, warning light             |          | Reference only             |
| 17                                | 281      | Bulb, warning light (99-0537)     | 3        |                            |
| 18                                | 54115106 | Screw, headlamp fixing (99-1223)  | 2        |                            |
| 19                                | 143086   | Washer, headlamp fixing (99-1224) | 2        |                            |
| Not illus.                        | 54961593 | Wiring harness (99-1259)          | 1        |                            |
| 20                                | 31899    | IGNITION SWITCH (99-0558)         | 1        |                            |
| 21                                | 54130041 | Nut                               |          | Reference only             |
| 22                                | 82-6981  | IGNITION LOCK C/W KEY             | 1        |                            |
| 23                                | 60-0622  | Key (state serial number)         |          | As required                |
| 24                                | 97-2262  | Cover, ignition switch            | 1        |                            |
| 25                                | S6147    | FLASHER LAMP (99-1190)            | 4        |                            |
| 26                                | 54581638 | Lens (99-1191)                    | 1        |                            |
| 27                                | 54580300 | Gasket                            |          | Reference only             |
| 28                                | 554548   | Bulbholder                        |          | Reference only             |
| 29                                | 573832   | Interior assembly                 |          | Reference only             |
| 30                                | 382      | Bulb (99-1192)                    | 1        |                            |
| 31                                | 54123401 | Screw (99-1193)                   | 2        |                            |
| 32                                | 60600092 | Stanchion, flasher lamp (99-1246) | 4        |                            |
| 33                                | 83-3325  | Battery carrier                   | 1        |                            |
| 34                                | 82-8091  | Carrier tray                      | 1        |                            |
| 35                                | 82-9353  | Retaining strap                   | 1        |                            |
| 36                                | 83-3849  | Buckle                            | 1        |                            |
| 37                                | 82-7380  | Protective strip                  | 4        |                            |
| 38                                | 83-2508  | Shoulder screw                    | 3        | } Battery carrier mounting |
| 39                                | 82-6039  | Rubber bush                       | 3        |                            |
| 40                                | 14-1301  | Nut                               | 1        |                            |
| 41                                | 54027029 | Battery—PUZ5A (99-0719)           | 1        |                            |

**STANDARD HARDWARE SPECIFICATION  
BOLTS**

| Part No | Material | Thd. dia.            | Length under head | Min. length of thread | Hexagon A.F. |
|---------|----------|----------------------|-------------------|-----------------------|--------------|
| 21-1822 | Steel    | $\frac{1}{8}$ " UNF  | $\frac{1}{2}$ "   | $\frac{3}{4}$ "       | 0.500"       |
| 21-1910 | "        | $\frac{1}{8}$ " UNF  | $\frac{1}{2}$ "   | $\frac{1}{2}$ "       | 0.565"       |
| 21-1919 | "        | $\frac{1}{8}$ " UNC  | $1\frac{1}{8}$ "  | $\frac{7}{8}$ "       | 0.500"       |
| 21-2010 | "        | $\frac{1}{4}$ " UNF  | $1\frac{1}{2}$ "  | $\frac{3}{4}$ "       | 0.375"       |
| 14-0101 | "        | $\frac{1}{4}$ " UNF  | $\frac{1}{2}$ "   |                       | 0.438"       |
| 14-0102 | "        | $\frac{1}{4}$ " UNF  | $\frac{5}{8}$ "   |                       | 0.438"       |
| 14-0103 | "        | $\frac{1}{4}$ " UNF  | $\frac{3}{4}$ "   |                       | 0.438"       |
| 14-0113 | "        | $\frac{5}{16}$ " UNF | $\frac{5}{8}$ "   |                       | 0.500"       |
| 14-0114 | "        | $\frac{5}{16}$ " UNF | $\frac{3}{4}$ "   |                       | 0.500"       |
| 14-0115 | "        | $\frac{5}{16}$ " UNF | $\frac{7}{8}$ "   |                       | 0.500"       |
| 14-0128 | "        | $\frac{3}{8}$ " UNF  | 1"                |                       | 0.563"       |
| 14-0208 | "        | $\frac{1}{2}$ " UNF  | $2\frac{1}{4}$ "  | $\frac{3}{4}$ "       | 0.438"       |
| 14-0216 | "        | $\frac{5}{16}$ " UNF | $1\frac{1}{8}$ "  | $\frac{7}{8}$ "       | 0.500"       |
| 14-0217 | "        | $\frac{5}{16}$ " UNF | $1\frac{1}{4}$ "  | $\frac{7}{8}$ "       | 0.500"       |
| 14-0219 | "        | $\frac{1}{8}$ " UNF  | $1\frac{1}{2}$ "  | $\frac{7}{8}$ "       | 0.500"       |
| 14-0220 | "        | $\frac{1}{8}$ " UNF  | $1\frac{3}{4}$ "  | $\frac{7}{8}$ "       | 0.500"       |
| 14-0225 | "        | $\frac{5}{16}$ " UNF | 3"                | $\frac{7}{8}$ "       | 0.500"       |
| 14-0228 | "        | $\frac{5}{16}$ " UNF | 4"                | $\frac{7}{8}$ "       | 0.500"       |
| 14-0234 | "        | $\frac{3}{8}$ " UNF  | $1\frac{3}{4}$ "  | 1"                    | 0.563"       |
| 14-0236 | "        | $\frac{3}{8}$ " UNF  | $2\frac{1}{4}$ "  | 1"                    | 0.563"       |
| 14-0239 | "        | $\frac{3}{8}$ " UNF  | 3"                | 1"                    | 0.563"       |
| 14-0240 | "        | $\frac{3}{8}$ " UNF  | $3\frac{1}{4}$ "  | 1"                    | 0.563"       |
| 14-0242 | "        | $\frac{3}{8}$ " UNF  | 4"                | 1"                    | 0.563"       |
| 14-0251 | "        | $\frac{7}{16}$ " UNF | $2\frac{3}{4}$ "  | $1\frac{1}{4}$ "      | 0.625"       |
| 14-6102 | "        | $\frac{1}{4}$ " UNC  | $\frac{5}{8}$ "   |                       | 0.438"       |
| 14-6115 | "        | $\frac{1}{8}$ " UNC  | $\frac{7}{8}$ "   |                       | 0.500"       |

**NUTS**

| Part No. | Material | Thd. dia.            | Hexagon A.F. | Thickness | Remarks  |
|----------|----------|----------------------|--------------|-----------|----------|
| 21-0778  | Steel    | No. 10 UNF           | 0.375"       | 0.225"    | Cleveloc |
| 21-1852  | "        | $\frac{5}{16}$ " UNF | 0.437"       | 0.330"    | Philidas |
| 21-1906  | "        | $\frac{1}{4}$ " UNF  | 0.438"       | 0.188"    | Plain    |
| 21-1908  | "        | $\frac{5}{16}$ " UNF | 0.438"       | 0.313"    | Plain    |
| 21-1914  | "        | $\frac{3}{8}$ " UNF  | 1.125"       | 0.250"    | Plain    |
| 21-2012  | "        | $\frac{7}{8}$ " UNF  | 1.313"       | 0.438"    | Plain    |
| 21-2013  | "        | $\frac{3}{4}$ " UNF  | 1.313"       | 0.313"    | Plain    |
| 21-2014  | "        | $\frac{3}{4}$ " UNF  | 1.313"       | 0.438"    | Plain    |
| 14-0301  | "        | $\frac{1}{4}$ " UNF  | 0.438"       | 0.224"    | Plain    |
| 14-0302  | "        | $\frac{5}{16}$ " UNF | 0.500"       | 0.271"    | Plain    |
| 14-0401  | "        | $\frac{1}{4}$ " UNF  | 0.438"       | 0.161"    | Lock     |
| 14-0402  | "        | $\frac{5}{16}$ " UNF | 0.500"       | 0.192"    | Lock     |
| 14-0403  | "        | $\frac{3}{8}$ " UNF  | 0.563"       | 0.224"    | Lock     |
| 14-0701  | "        | $\frac{1}{4}$ " UNF  | 0.438"       | 0.203"    | Philidas |
| 14-0702  | "        | $\frac{5}{16}$ " UNF | 0.500"       | 0.246"    | Philidas |
| 14-0703  | "        | $\frac{3}{8}$ " UNF  | 0.563"       | 0.296"    | Philidas |
| 14-1201  | "        | $\frac{1}{4}$ " UNF  | 0.438"       | 0.285"    | Stiffnut |
| 14-1202  | "        | $\frac{5}{16}$ " UNF | 0.500"       | 0.335"    | Stiffnut |
| 14-1301  | "        | $\frac{1}{4}$ " UNF  | 0.438"       | 0.245"    | Stiffnut |
| 14-1302  | "        | $\frac{5}{16}$ " UNF | 0.500"       | 0.290"    | Stiffnut |
| 14-1303  | "        | $\frac{3}{8}$ " UNF  | 0.563"       | 0.320"    | Stiffnut |
| 14-1304  | "        | $\frac{7}{16}$ " UNF | 0.688"       | 0.375"    | Stiffnut |
| 14-1305  | "        | $\frac{1}{2}$ " UNF  | 0.750"       | 0.435"    | Stiffnut |
| 14-1902  | "        | $\frac{5}{16}$ " UNF | 0.500"       | 0.361"    | Nyloc    |
| 14-1903  | "        | $\frac{3}{8}$ " UNF  | 0.563"       | 0.375"    | Nyloc    |



### SCREWS

| Part No. | Type of head      | Material | Thd. dia.            | Length under head | Type of drive |
|----------|-------------------|----------|----------------------|-------------------|---------------|
| 21-1916  | Cheese head       | Steel    | $\frac{1}{4}$ " UNC  | $1\frac{1}{8}$ "  | Cross recess  |
| 21-1917  | Cheese head       | "        | $\frac{1}{4}$ " UNC  | $2\frac{5}{8}$ "  | Cross recess  |
| 21-1918  | Cheese head       | "        | $\frac{1}{4}$ " UNC  | $2\frac{3}{8}$ "  | Cross recess  |
| 21-1920  | Hex. head         | "        | $\frac{1}{4}$ " UNC  | $2\frac{1}{64}$ " |               |
| 21-1929  | Countersunk (82°) | "        | $\frac{1}{4}$ " UNC  | $\frac{17}{32}$ " | Slot          |
| 21-2079  | Cheese head       | "        | No. 10 UNF           | $\frac{1}{2}$ "   | Pozidrive     |
| 14-0604  | Cheese head       | "        | $\frac{1}{4}$ " UNF  | $\frac{1}{2}$ "   | Cross recess  |
| 14-6505  | Countersunk (82°) | "        | $\frac{1}{4}$ " UNC  | $\frac{7}{8}$ "   | Cross recess  |
| 14-6607  | Cheese head       | "        | $\frac{1}{4}$ " UNC  | $\frac{7}{8}$ "   | Cross recess  |
| 14-6608  | Cheese head       | "        | $\frac{1}{4}$ " UNC  | 1"                | Cross recess  |
| 14-6609  | Cheese head       | "        | $\frac{1}{4}$ " UNC  | $1\frac{1}{4}$ "  | Cross recess  |
| 14-7019  | Socket head       | "        | $\frac{5}{16}$ " UNC | $\frac{7}{8}$ "   | Hex. socket   |
| 14-7024  | Socket head       | "        | $\frac{5}{16}$ " UNC | 2"                | Hex. socket   |

### WASHERS—PLAIN

| Part No. | Material | i/dia. | o/dia. | Thickness |
|----------|----------|--------|--------|-----------|
| 60-4245  | Steel    | 0.273" | 0.563" | 0.048"    |
| 60-4246  | Steel    | 0.398" | 0.750" | 0.063"    |
| 60-4247  | Steel    | 0.336" | 0.625" | 0.063"    |
| 37-2027  | Steel    | 0.531" | 1.031" | 0.092"    |
| 60-4248  | Steel    | 0.266" | 0.469" | 0.064"    |

### WASHERS—SPRING

| Part No. | Material     | i/dia.                    | o/dia.            | o/a height        | Thickness |
|----------|--------------|---------------------------|-------------------|-------------------|-----------|
| 60-4259  | Spring Steel | $\frac{3}{8}$ " clearance | $\frac{11}{16}$ " | $\frac{17}{32}$ " | 0.104"    |
| 60-4250  | " "          | $\frac{1}{2}$ " clearance | $\frac{11}{16}$ " | $\frac{1}{8}$ "   | 0.064"    |
| 60-3541  | " "          | $\frac{17}{32}$ "         | $\frac{7}{8}$ "   | $\frac{17}{32}$ " | 0.040**   |
| 21-0648  | " "          | $\frac{1}{8}$ " clearance | $\frac{1}{2}$ "   | $\frac{17}{32}$ " | 0.080"    |

\*\* Double coil.